

Observation of a Significant Excess of Electron-Like Events in the MiniBooNE Short-Baseline Neutrino Experiment

arXiv:1805.12028

outline

1. MiniBooNE neutrino experiment
2. Booster Neutrino Beamline (BNB)
3. MiniBooNE detector
4. Oscillation candidate search
5. Discussion

Teppei Katori for the MiniBooNE collaboration
Queen Mary University of London
HEP seminar, UCL, UK, June 14, 2018

1. MiniBooNE neutrino experiment

2. Booster Neutrino Beamline (BNB)

3. MiniBooNE detector

4. Oscillation candidate search

5. Discussion



Thursday, May 31, 2018

New results confirm old anomaly in neutrino data

The collaboration of a neutrino experiment called MiniBooNe just published their new results.

Observation of a Significant Excess of Electron-Like Events in the MiniBooNE Short-Baseline Neutrino Experiment

MiniBooNE Collaboration
arXiv:1805.12028 [hep-ex]

It's a rather unassuming paper, but it deserves a signal boost because for once we have an anomaly that did not vanish with further examination. Indeed, it actually increased in significance, now standing at a whopping 6.1σ .



ABSTRACTIONS BLOG

Evidence Found for a New Fundamental Particle

10 |

An experiment at the Fermi National Accelerator Laboratory in Chicago has detected far more electron neutrinos than expected, a possible harbinger of a revolutionary new element called the sterile neutrino, though many physicists

PHYSICS


Physicists Are Excited About Fresh Evidence for a New 'Sterile' Fundamental Particle

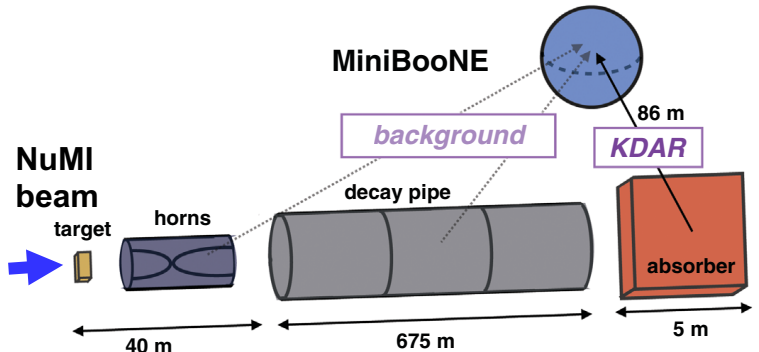


Ryan F. Mandelbaum
6/04/18 3:20pm • Filed to: NEUTRINOS

19.4K | 5 | 9

The screenshot shows the BBC News website interface. At the top, there's the BBC logo, a user account menu, and navigation links for News, Sport, Weather, iPlayer, TV, and Radio. Below this is a red banner with the word 'NEWS' in large white letters. Underneath the banner is a secondary navigation bar with links for Home, UK, World, Business, Politics, Tech, Science, Health, and Family & Education. The main content area is titled 'Science & Environment' and features a large headline: 'Has US physics lab found a new particle?'. Below the headline, it says 'By Paul Rincon, Science editor, BBC News website' and '6 June 2018'. At the bottom of the article preview, there are social media sharing icons for Facebook, Twitter, Messenger, Email, and a 'Share' button.





PHYSICAL REVIEW LETTERS **120**, 141802 (2018)

Editors' Suggestion Featured in Physics

First Measurement of Monoenergetic Muon Neutrino Charged Current Interactions

A. A. Aguilar-Arevalo,¹³ B. C. Brown,⁶ L. Bugel,¹² G. Cheng,⁵ E. D. Church,²⁰ J. M. Conrad,¹² R. L. Cooper,^{10,16} R. Dharmapalan,¹ Z. Djurcic,² D. A. Finley,⁶ R. S. Fitzpatrick,^{14,*} R. Ford,⁶ F. G. Garcia,⁶ G. T. Garvey,¹⁰ J. Grange,^{2,†} W. Huelsnitz,¹⁰ C. Ignarra,¹² R. Imlay,¹¹ R. A. Johnson,³ J. R. Jordan,^{14,‡} G. Karagiorgi,⁵ T. Katori,¹⁷ T. Kobilarcik,⁶ W. C. Louis,¹⁰ K. Mahn,^{5,15} C. Mariani,¹⁹ W. Marsh,⁶ G. B. Mills,¹⁰ J. Mirabal,¹⁰ C. D. Moore,⁶ J. Mousseau,¹⁴ P. Nienaber,¹⁸ B. Osmanov,⁷ Z. Pavlovic,¹⁰ D. Perevalov,⁶ H. Ray,⁷ B. P. Roe,¹⁴ A. D. Russell,⁶ M. H. Shaevitz,⁵ J. Spitz,^{14,§} I. Stancu,¹ R. Tayloe,⁹ R. T. Thornton,¹⁰ R. G. Van de Water,¹⁰ M. O. Wascko,⁸ D. H. White,¹⁰ D. A. Wickremasinghe,³ G. P. Zeller,⁶ and E. D. Zimmerman⁴

PRL120(2018)141802 (MiniBooNE Collaboration)

PHYS ORG Nanotechnology Physics Earth Astronomy & Space Technology Chemistry Biology Other

Home » Physics » General Physics » June 5, 2018

Blast from the past—First measurement of mono-energetic neutrinos

June 5, 2018 by Savannah Mitchem, Argonne National Laboratory

Home About Science Jobs Contact Phone Book

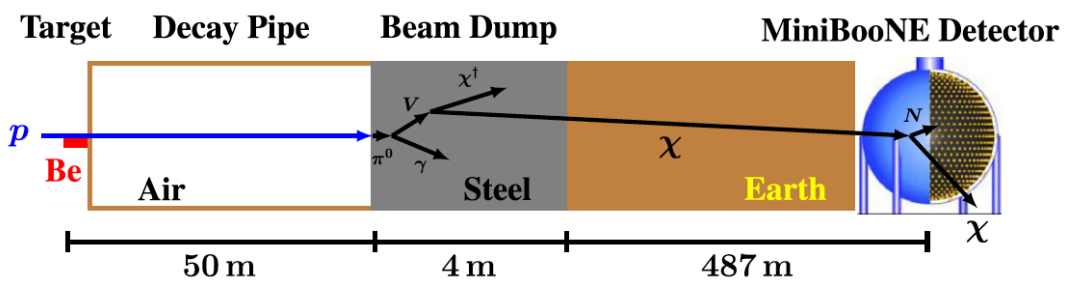
Fermilab at Work Quick Links Life Organization Policies Manuals Forms Experiments

Featured Last comment

Researchers ask A... does God look like? 27

Speculative wormh... revolutionize astrop... 2018 19

Choice matters: The... of production



News at work

The MiniBooNE search for dark matter

July 18, 2017 | Ranjan Dharmapalan and Tyler Thornton

Share Tweet G+ Email

CAL REVIEW LETTERS week ending 2 JUNE 2017

On one hand, the most of the tion between Standard Model universe. About ed of mysterious cent of even more

Dark Matter Search in a Proton Beam Dump with MiniBooNE

A. A. Aguilar-Arevalo,¹ M. Backfish,² A. Bashyal,³ B. Batell,⁴ B. C. Brown,² R. Carr,⁵ A. Chatterjee,³ R. L. Cooper,^{6,7} P. deNiverville,⁸ R. Dharmapalan,⁹ Z. Djurcic,⁹ R. Ford,² F. G. Garcia,² G. T. Garvey,¹⁰ J. Grange,^{9,11} J. A. Green,¹⁰ W. Huelsnitz,¹⁰ I. L. de Icaza Astiz,¹ G. Karagiorgi,⁵ T. Katori,¹² W. Ketchum,¹⁰ T. Kobilarcik,² Q. Liu,¹⁰ W. C. Louis,¹⁰ W. Marsh,² C. D. Moore,² G. B. Mills,¹⁰ J. Mirabal,¹⁰ P. Nienaber,¹³ Z. Pavlovic,¹⁰ D. Perevalov,² H. Ray,¹¹ B. P. Roe,¹⁴ M. H. Shaevitz,⁵ S. Shahsavaran,³ I. Stancu,¹⁵ R. Tayloe,⁶ C. Taylor,¹⁰ R. T. Thornton,⁶ R. Van de Water,¹⁰ W. Wester,² D. H. White,¹⁰ and J. Yu³

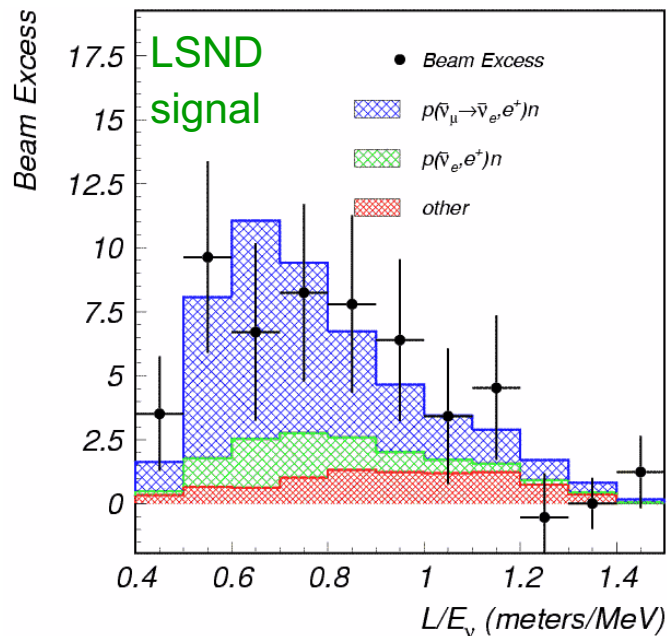
MiniBooNE-DM Collaboration **PRL118(2017)221803**

MiniBooNE keep providing high impact results!

1. LSND experiment

LSND experiment at Los Alamos observed excess of anti-electron neutrino events in the anti-muon neutrino beam.

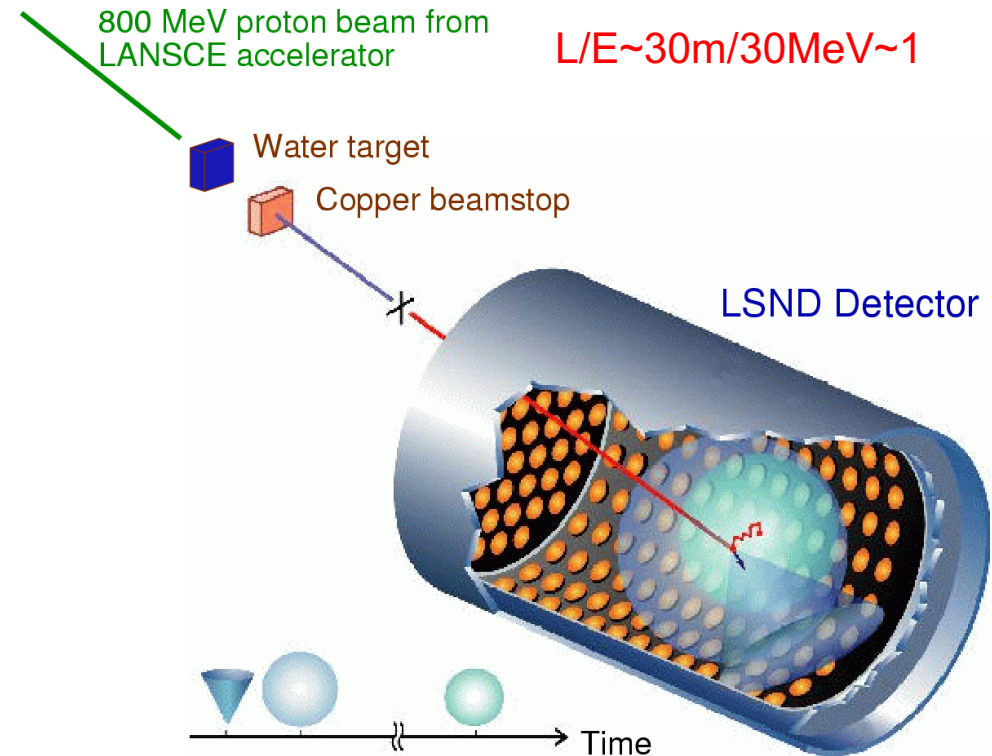
$$87.9 \pm 22.4 \pm 6.0 \quad (3.8.\sigma)$$



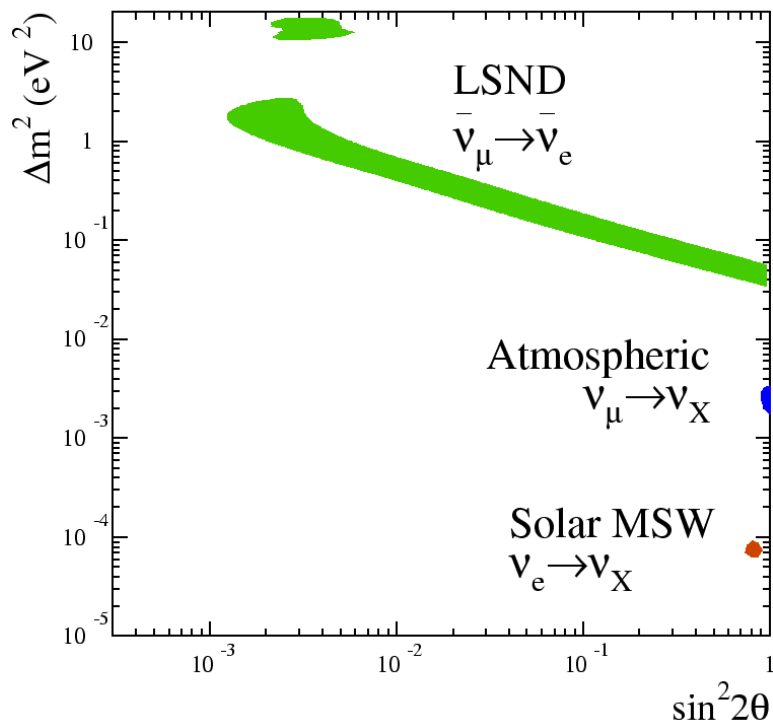
$$P(\nu_\mu \rightarrow \nu_e) = \sin^2 2\theta \sin^2 \left(1.27 \Delta m^2 \frac{L}{E} \right)$$

$$\bar{\nu}_\mu \xrightarrow{\text{oscillation}} \bar{\nu}_e + p \rightarrow e^+ + n$$

$$n + p \rightarrow d + \gamma$$



1. LSND experiment

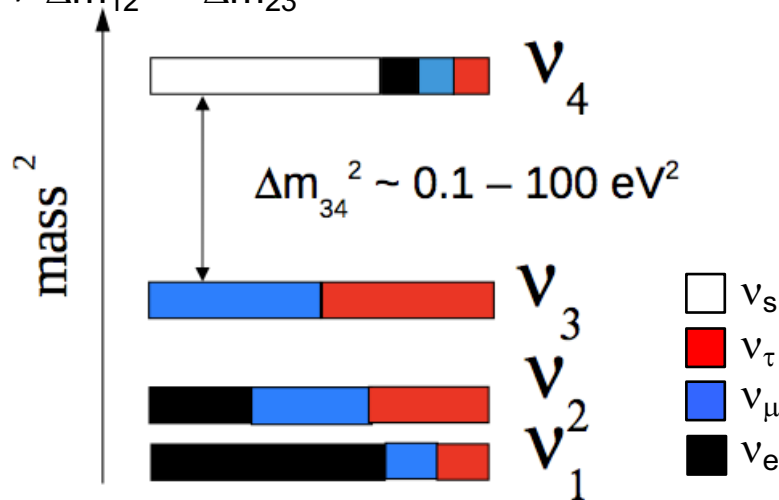


3 types of neutrino oscillations are found:

- LSND neutrino oscillation: $\Delta m^2 \sim 1 \text{eV}^2$
- Atmospheric neutrino oscillation: $\Delta m^2 \sim 10\text{-}3 \text{eV}^2$
- Solar neutrino oscillation: $\Delta m^2 \sim 10\text{-}5 \text{eV}^2$

But we cannot have so many Δm^2 !

$$\Delta m_{13}^2 \neq \Delta m_{12}^2 + \Delta m_{23}^2$$



LSND signal indicates 4th generation neutrino, but we know there is no additional flavor from Z-boson decay, so it must be **sterile neutrino**

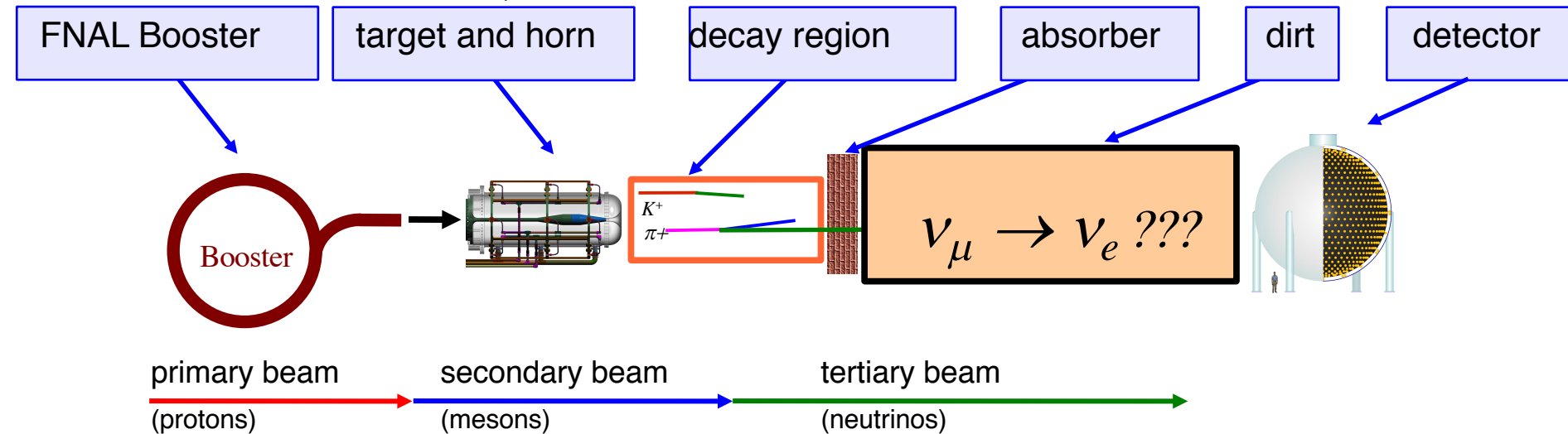
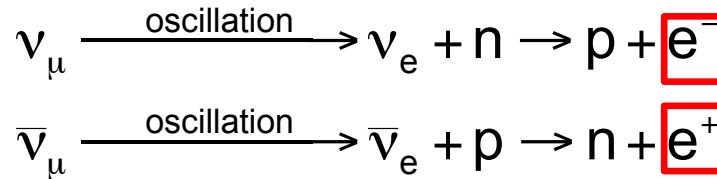
MiniBooNE is designed to have same $L/E \sim 500\text{m}/500\text{MeV} \sim 1$ to test LSND $\Delta m^2 \sim 1 \text{eV}^2$

1. MiniBooNE experiment

$$P(\nu_\mu \rightarrow \nu_e) = \sin^2 2\theta \sin^2 \left(1.27 \Delta m^2 \frac{L}{E} \right)$$

Keep L/E same with LSND, while changing systematics, energy & event signature;

MiniBooNE is looking for **the single isolated electron like events**, which is the signature of ν_e events

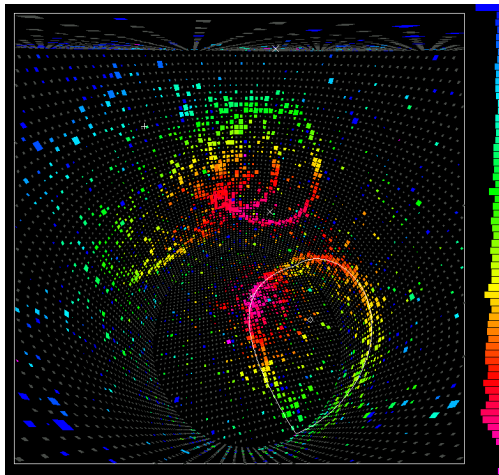


MiniBooNE has;

- higher energy (~500 MeV) than LSND (~30 MeV)
- longer baseline (~500 m) than LSND (~30 m)

1. MiniBooNE is extremely influential! – Tools

fitQun: MiniBooNE: NIMA608(2009)206
 Likelihood-based Cherenkov ring fitter, the main reconstruction used by Super-Kamiokande (LSND→MiniBooNE→SuperK).

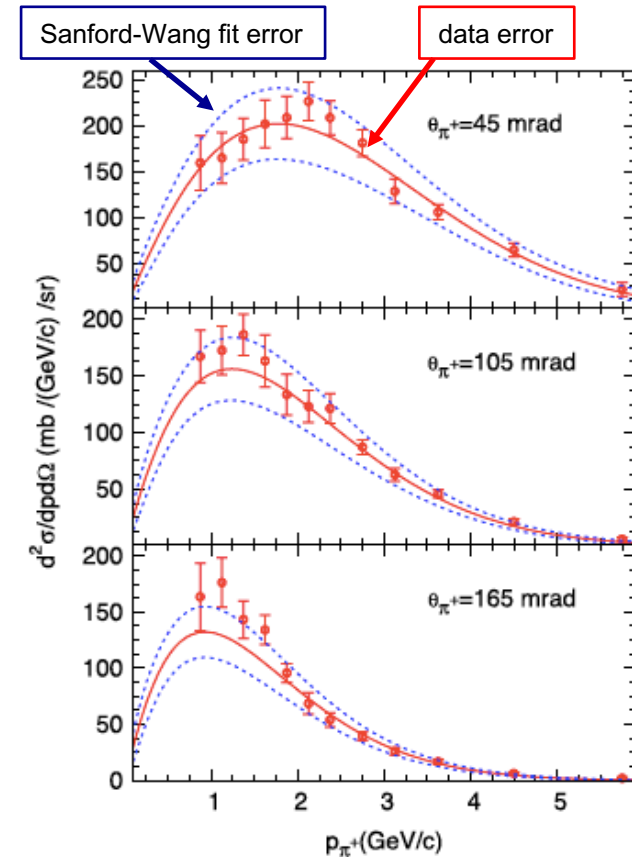
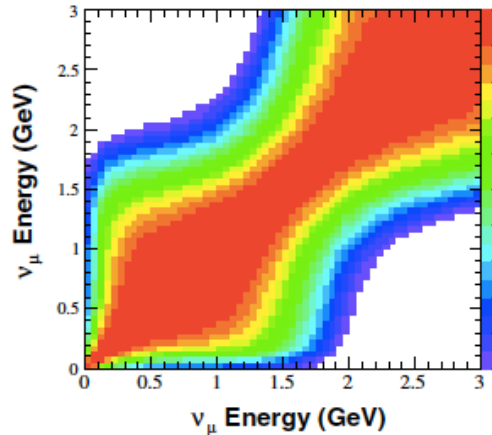


Online remote shift:

- <1 event per minute
- Even ACNET became web interface after this!
- Almost all neutrino experiments at Fermilab adapted online remote shift, including NOvA, MicroBooNE, MINERvA, etc

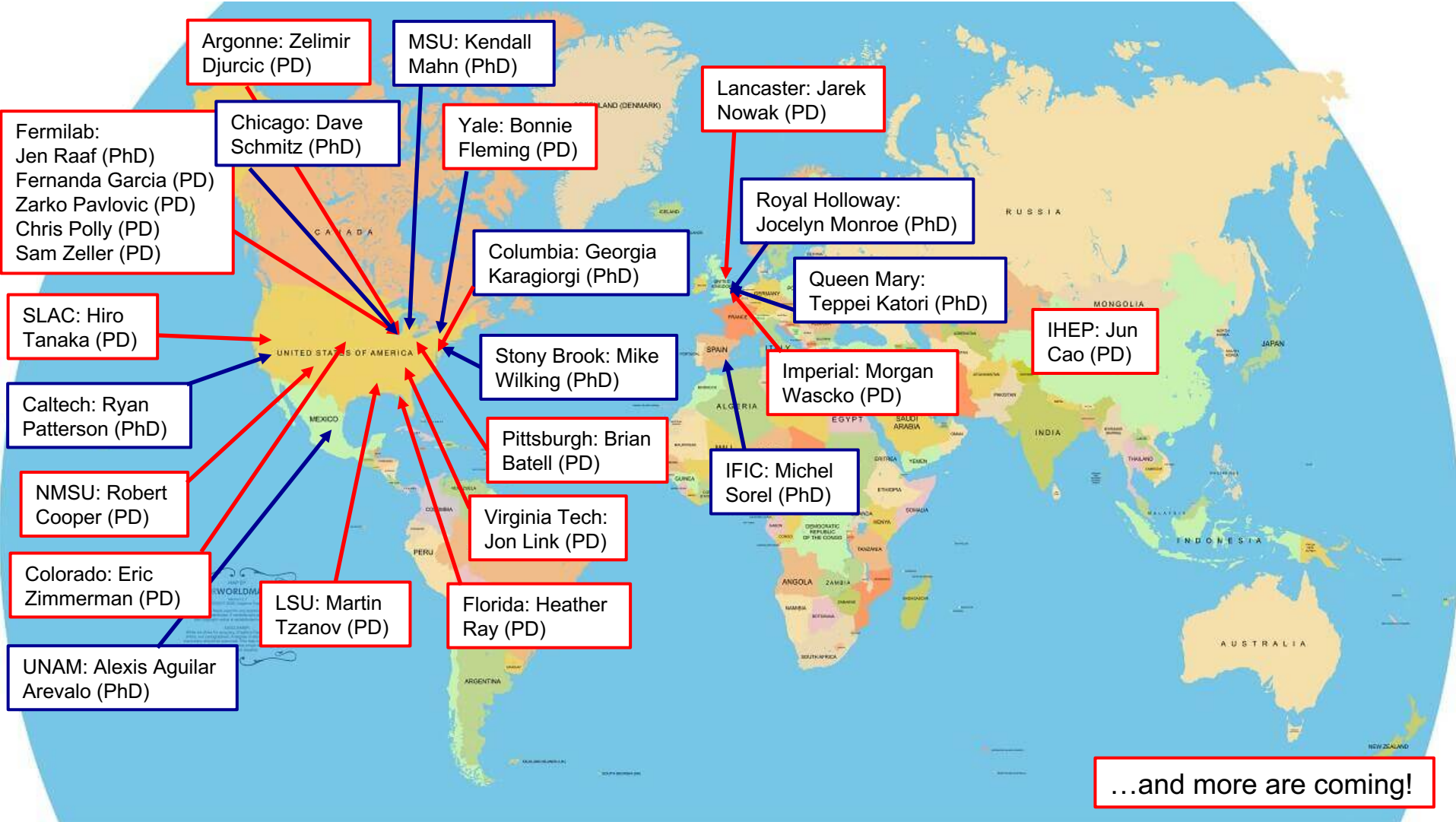
Flux systematic error: MiniBooNE: PRD79(2009)072002

- Errors are derived directly from hadron production data (spline fit), not any flux model.
- Event weighted with multiverse simulation to make a smooth covariance matrix with taking account all correlations correctly.



1. MiniBooNE
2. Beam
3. Detector
4. Oscillation
5. Discussion

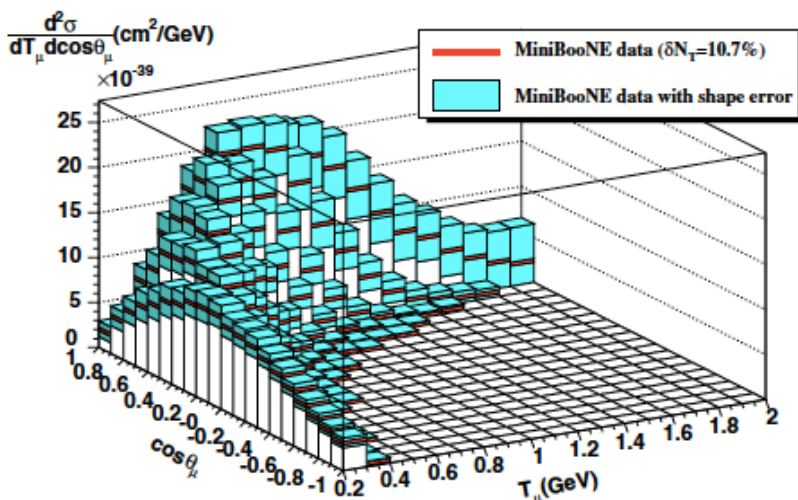
1. MiniBooNE is extremely influential! – Offsprings



1. MiniBooNE is extremely influential! – Cross Sections

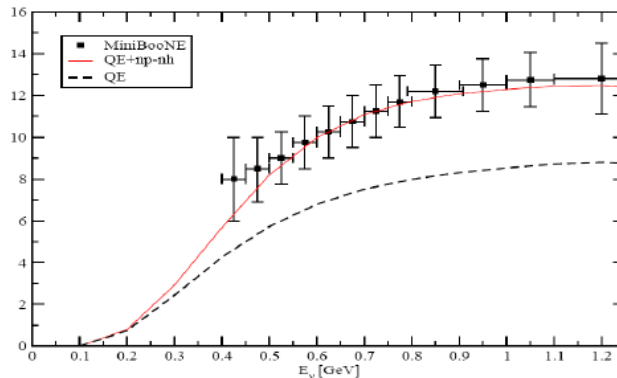
Flux-integrated differential cross section:
 A new concept to measure, and report
 neutrino cross section data, now the
 standard of the community.

PHYSICAL REVIEW D 81, 092005 (2010)

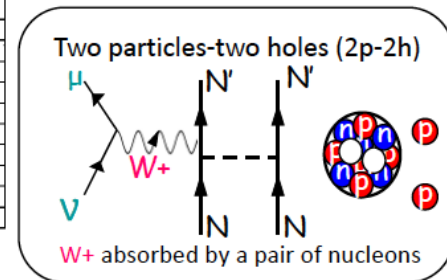
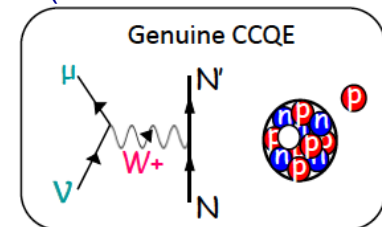


An explanation of this puzzle

Inclusion of the multinucleon
 emission channel (np-nh)



(Slide from Marco Martini)



Discovery of nucleon correlation in neutrino scattering:

- Significant enhancement of cross section (10-30%)
- modify lepton kinematics and final state hadrons
- the hottest topic for T2K, MINERvA, MicroBooNE, etc

Particle Data Group

- Section 42, "Monte Carlo Neutrino Generators" (Hugh Gallagher, Yoshinari Hayato)
- Section 50, "Neutrino Cross-Section Measurements" (Sam Zeller)

On going effort from MiniBooE initiative!

The first textbook of neutrino interaction physics!

"Foundation of Nuclear and Particle Physics"

- Cambridge University Press (2017), ISBN:0521765110
- Authors: Donnelly, Formaggio, Holstein, Milner, Surrow

1. MiniBooNE
2. Beam
3. Detector
4. Oscillation
5. Discussion

1. NuInt18 and nuS&DIS workshop, GSSI, Italy

NuInt18, Oct 15-19 GSSI (Italy) <https://indico.cern.ch/event/703880/>
 - the biggest conference on neutrino interaction physics for oscillations

Register now!



NuInt 18
 12th International Workshop on
 Neutrino-Nucleus Interactions
 in the Few-GeV Region

2018 October 15-19
 Gran Sasso Science Institute, Italy

G	S
S	I

<https://indico.cern.ch/event/703880/>

Neutrino Shallow and Deep-Inelastic scattering, Oct 11-13 GSSI (Italy) <http://nustec.fnal.gov/nuSDIS18/>
 - a dedicated workshop for physics related to DUNE, NOvA, etc



2018 October 11-13
 Gran Sasso Science Institute, Italy

G	S
S	I

νS&DIS workshop
 Neutrino Shallow- and Deep-
 inelastic Scattering workshop

 **NuSTEC**
 Neutrino Scattering
 Theory-Experiment Collaboration

nustec.fnal.gov/nuSDIS18



1. MiniBooNE neutrino experiment

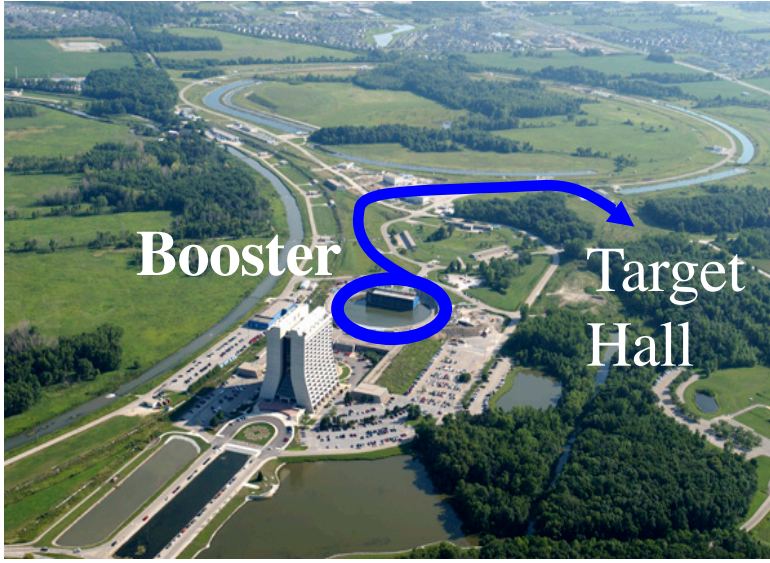
2. Booster Neutrino Beamline (BNB)

3. MiniBooNE detector

4. Oscillation candidate search

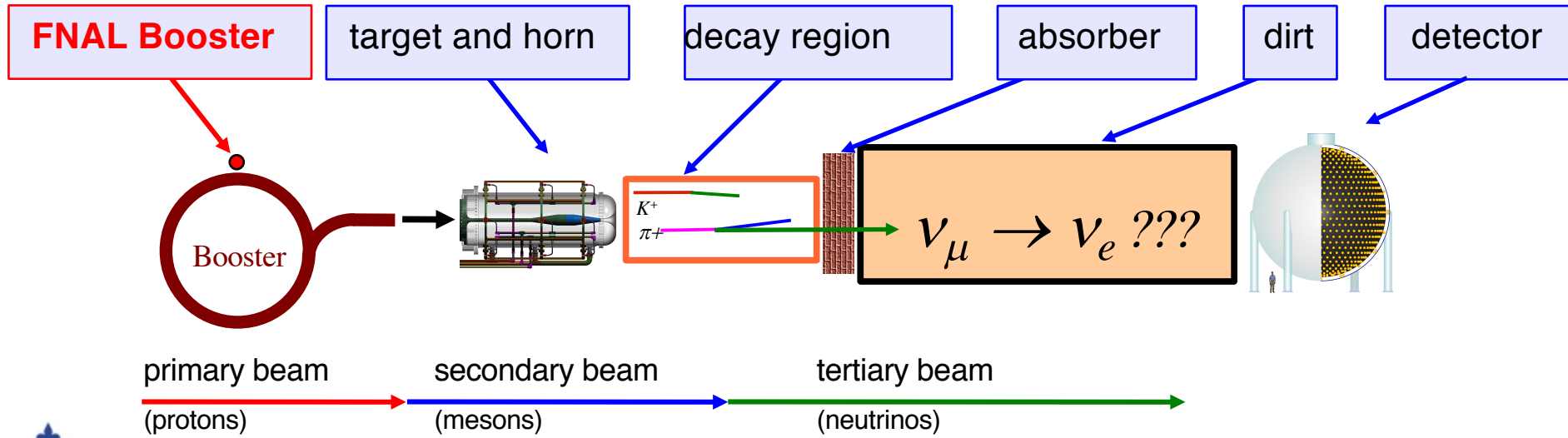
5. Discussion

2. Neutrino beam

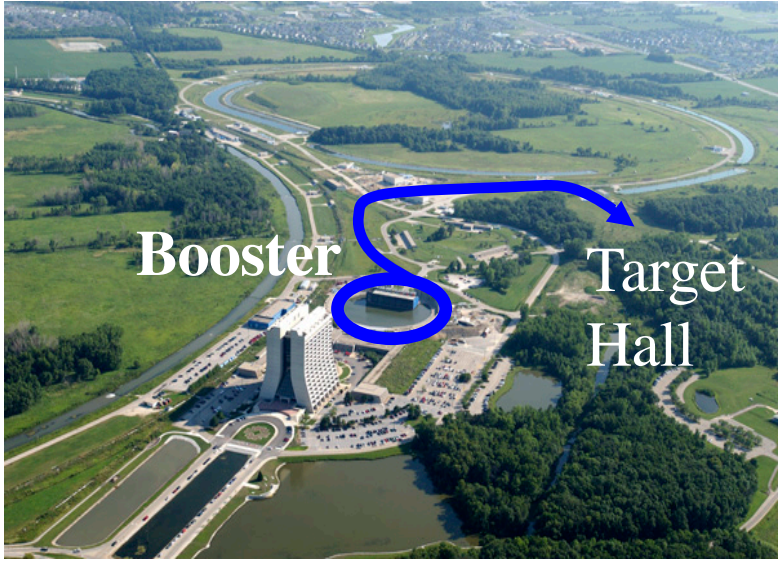


MiniBooNE extracts beam from the 8 GeV Booster

FNAL Booster

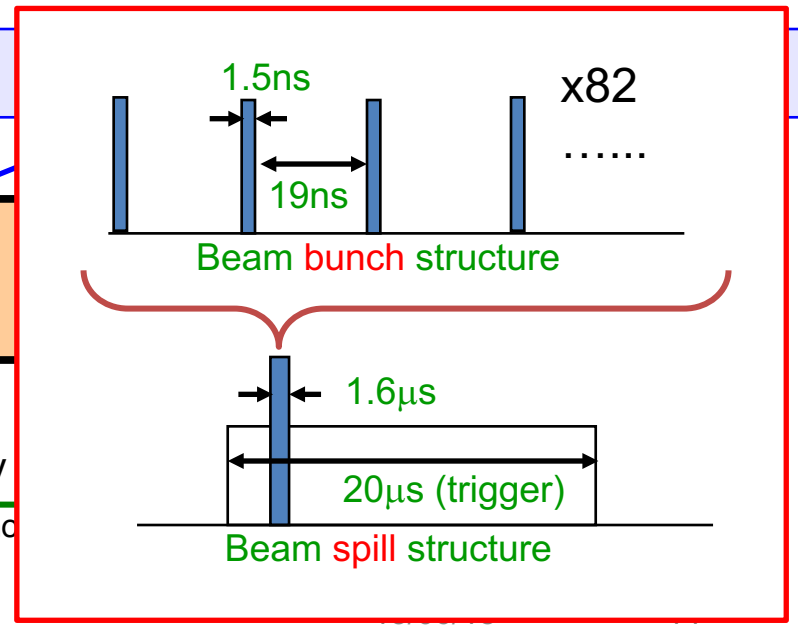
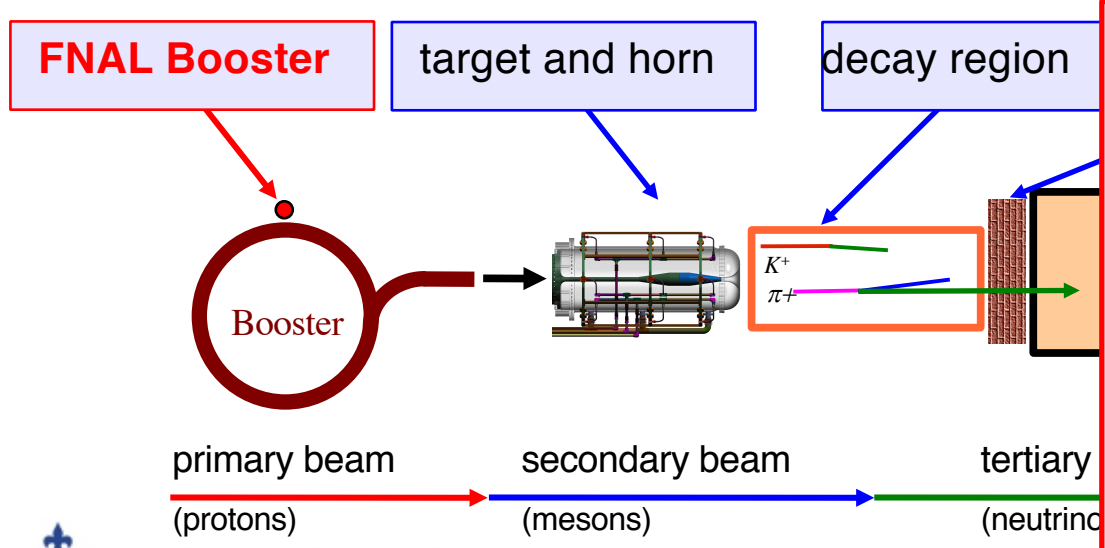


2. Neutrino beam




MiniBooNE extracts beam from the 8 GeV Booster

FNAL Booster



2. Neutrino beam

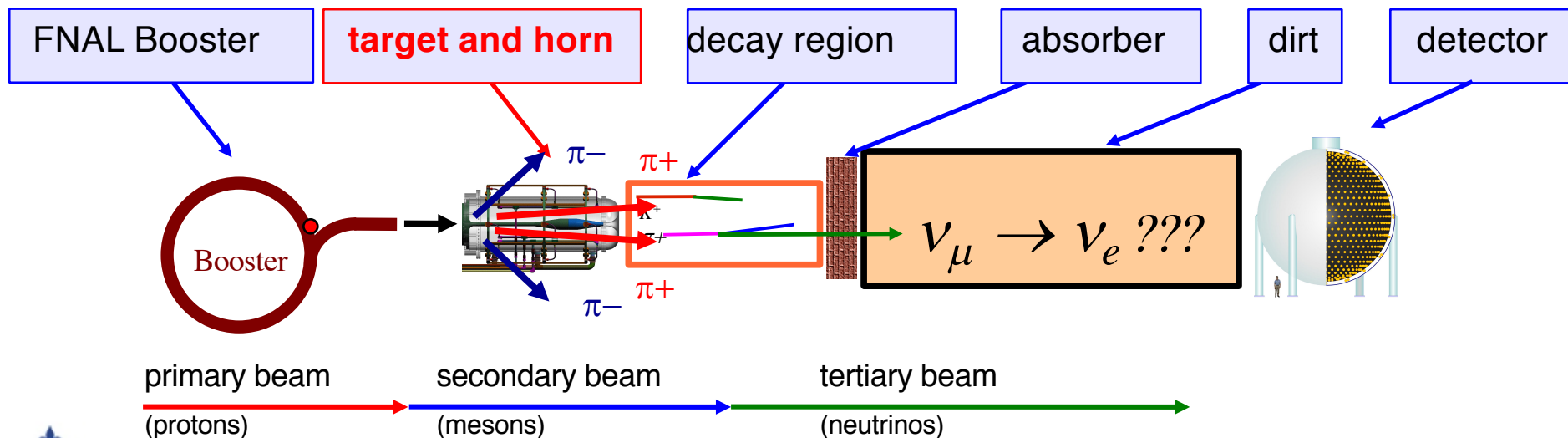
Magnetic focusing horn



8GeV protons are delivered to a 1.7λ Be target


within a magnetic horn (2.5 kV, 174 kA) that increases the flux by $\times 6$

By switching the current direction, the horn can focus either positive (neutrino mode) or negative (antineutrino mode) mesons.



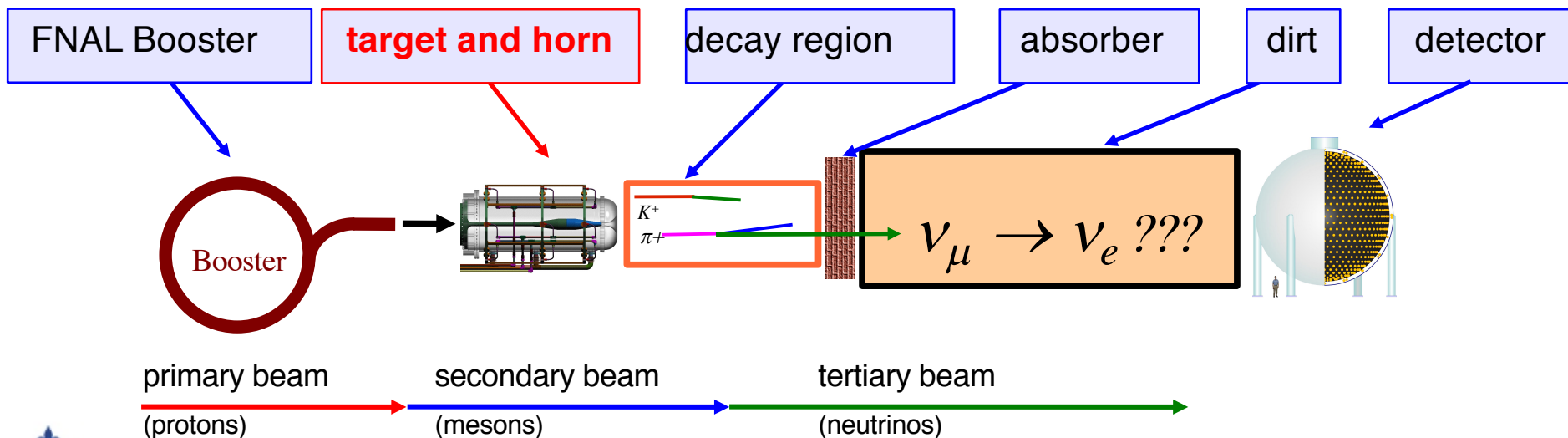
2. Neutrino beam

HARP experiment (CERN)




Modeling of meson production is based on the measurement done by HARP collaboration.

- Identical, but 5% λ Beryllium target
- 8.9 GeV/c proton beam momentum
- >80% coverage for π^+



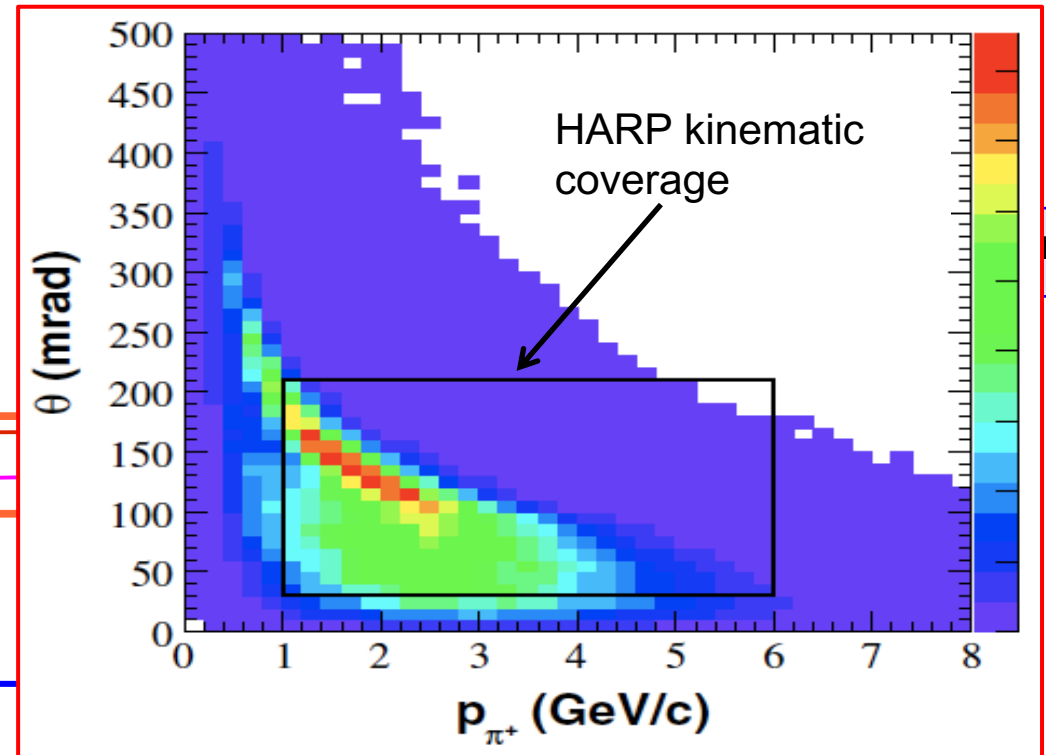
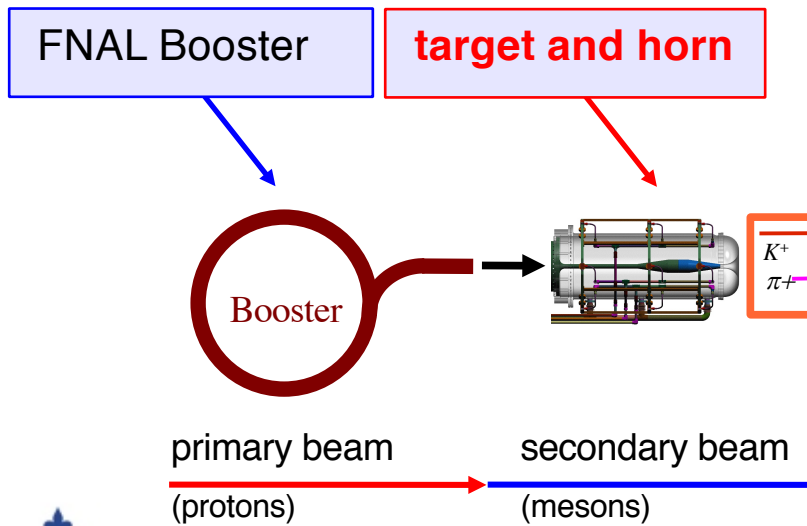
2. Neutrino beam

HARP experiment (CERN)

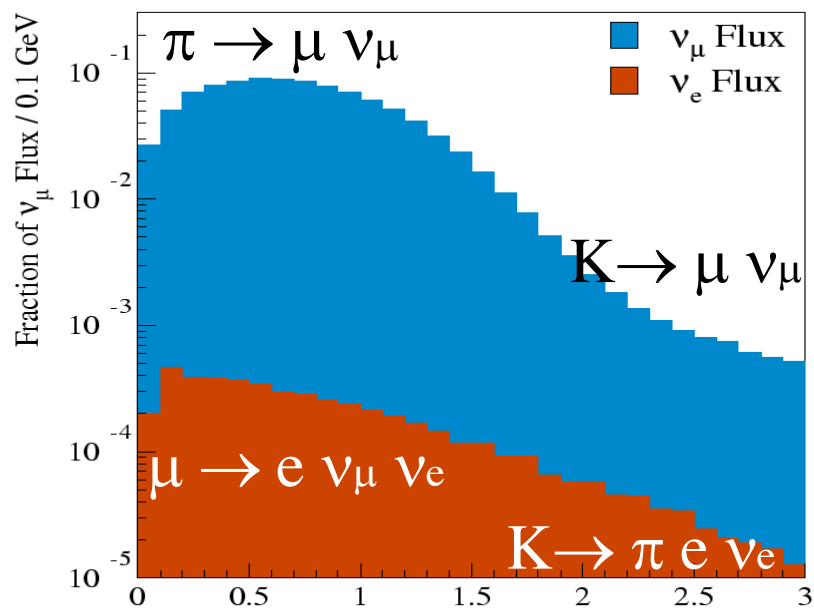


Modeling of meson production is based on the measurement done by HARP collaboration.

- Identical, but 5% λ Beryllium target
- 8.9 GeV/c proton beam momentum
- >80% coverage for π^+



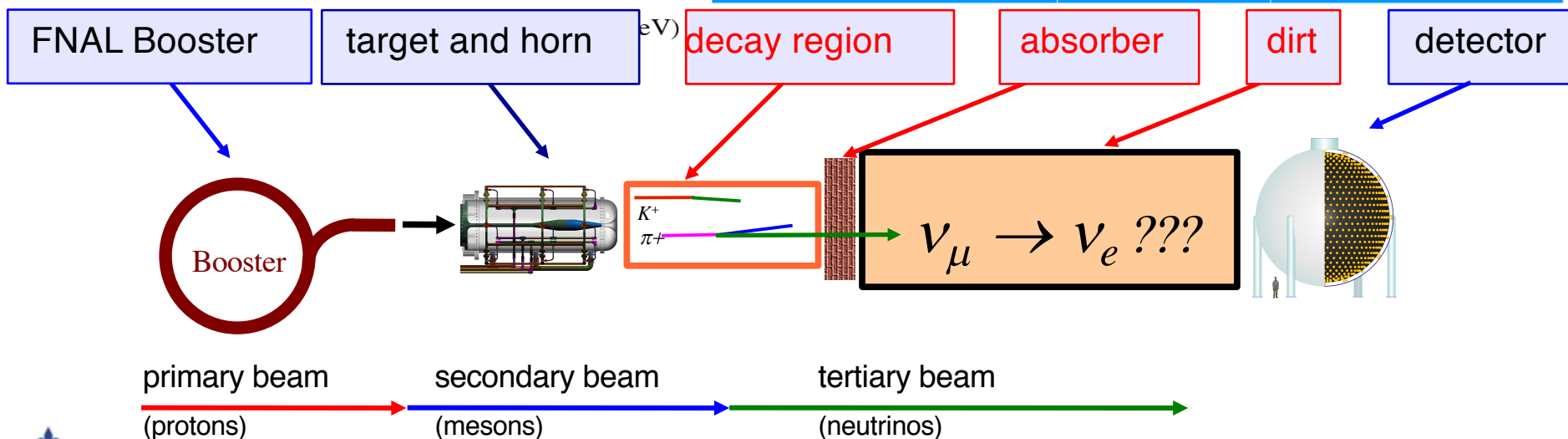
2. Neutrino beam



Neutrino flux from simulation by GEANT4

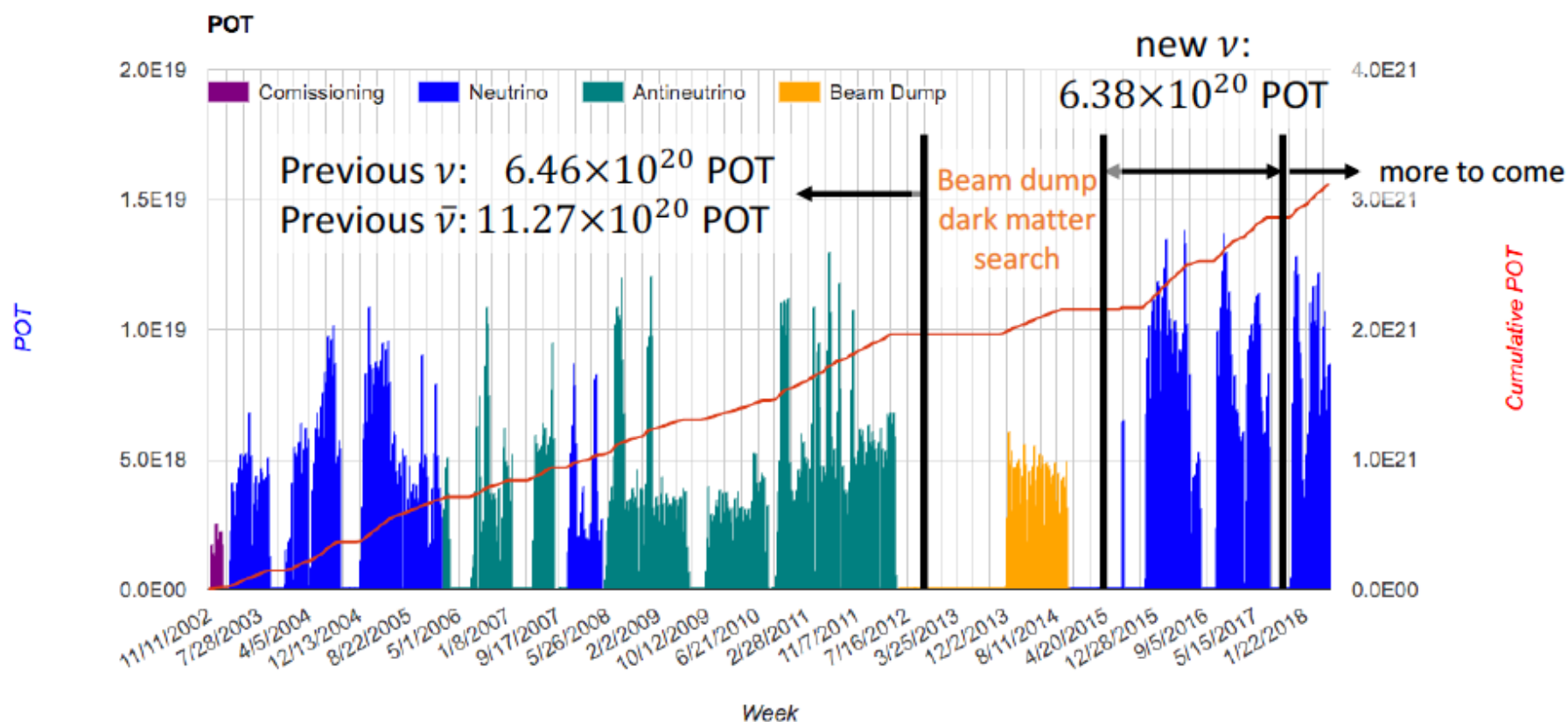
MiniBooNE is the ν_e (anti ν_e) appearance oscillation experiment, so we need to know the distribution of beam origin ν_e and anti ν_e (intrinsic ν_e)

	neutrino mode	antineutrino mode
intrinsic ν_e contamination	0.6%	0.6%
intrinsic ν_e from μ decay	49%	55%
intrinsic ν_e from K decay	47%	41%
others	4%	4%
wrong sign fraction	6%	16%



3. Data taking

- 15+ years of running in neutrino, antineutrino, and beam dump mode. More than 30×10^{20} POT to date.
- Result of a combined 12.84×10^{20} POT in ν mode + 11.27×10^{20} POT in $\bar{\nu}$ mode is presented in this talk



1. MiniBooNE neutrino experiment

2. Booster Neutrino Beamline (BNB)

3. MiniBooNE detector

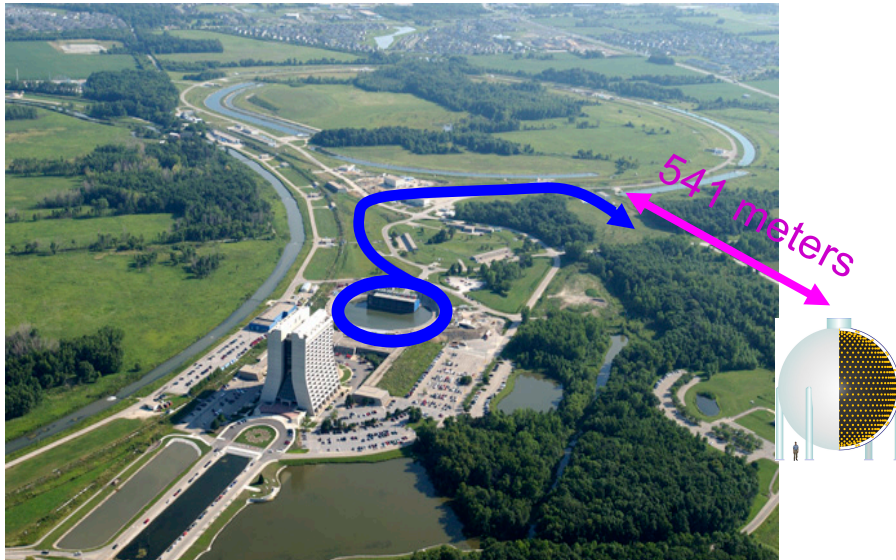
4. Oscillation candidate search

5. Discussion

3. Events in the Detector

The MiniBooNE Detector

- 541 meters downstream of target
- 12 meter diameter sphere
(10 meter “fiducial” volume)
- Filled with 800 t of pure mineral oil (CH_2)
(Fiducial volume: 450 t)
- 1280 inner phototubes,
- 240 veto phototubes




3. Events in the Detector

The MiniBooNE Detector

- 541 meters downstream of target
- 12 meter diameter sphere
(10 meter “fiducial” volume)
- Filled with 800 t of pure mineral oil (CH_2)
(Fiducial volume: 450 t)
- 1280 inner phototubes,
- 240 veto phototubes



3. Events in the Detector



The MiniBooNE Detector

- 541 meters downstream of target
- 12 meter diameter sphere
(10 meter “fiducial” volume)
- Filled with 800 t of pure mineral oil (CH_2)
(Fiducial volume: 450 t)
- 1280 inner phototubes,
- 240 veto phototubes

3. Events in the Detector

Times of hit-clusters (subevents)

Beam spill (1.6 μ s) is clearly evident

simple cuts eliminate cosmic
backgrounds

Neutrino Candidate Cuts

<6 veto PMT hits

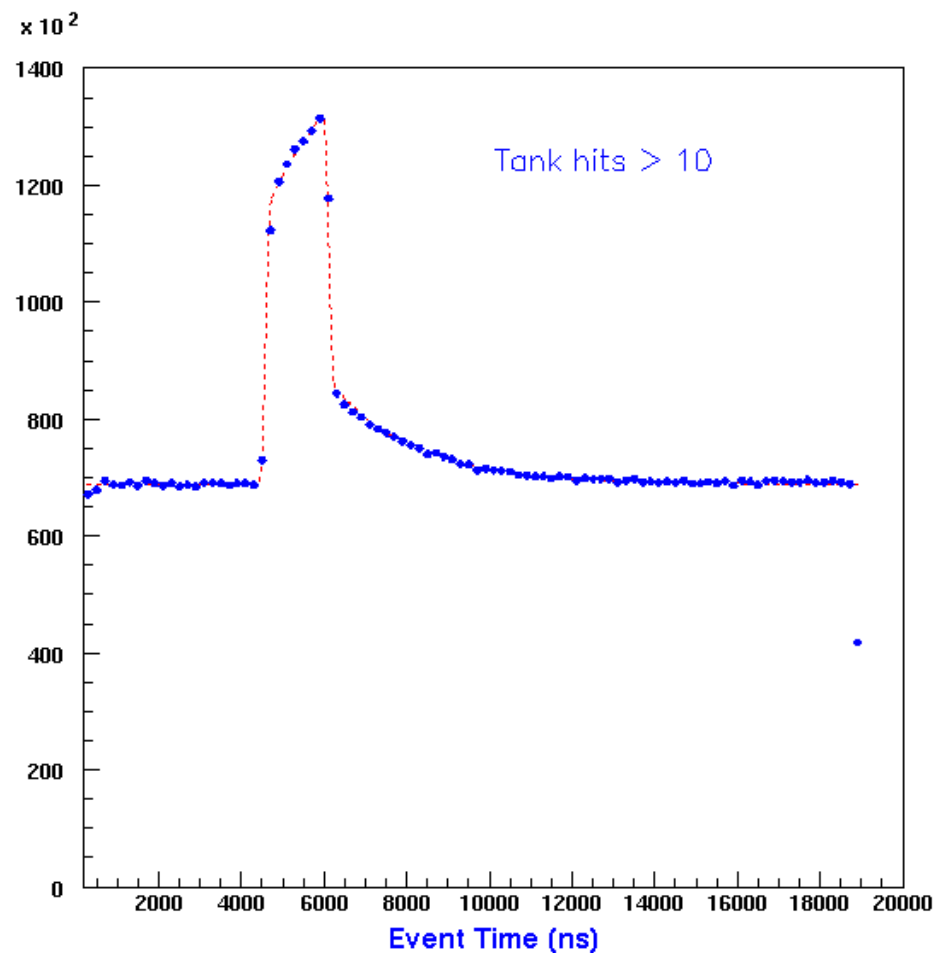
Gets rid of muons

>200 tank PMT hits

Gets rid of Michels

Only neutrinos are left!

Beam and
Cosmic BG



3. Events in the Detector

Times of hit-clusters (subevents)

Beam spill (1.6 μ s) is clearly evident

simple cuts eliminate cosmic backgrounds

Neutrino Candidate Cuts

<6 veto PMT hits

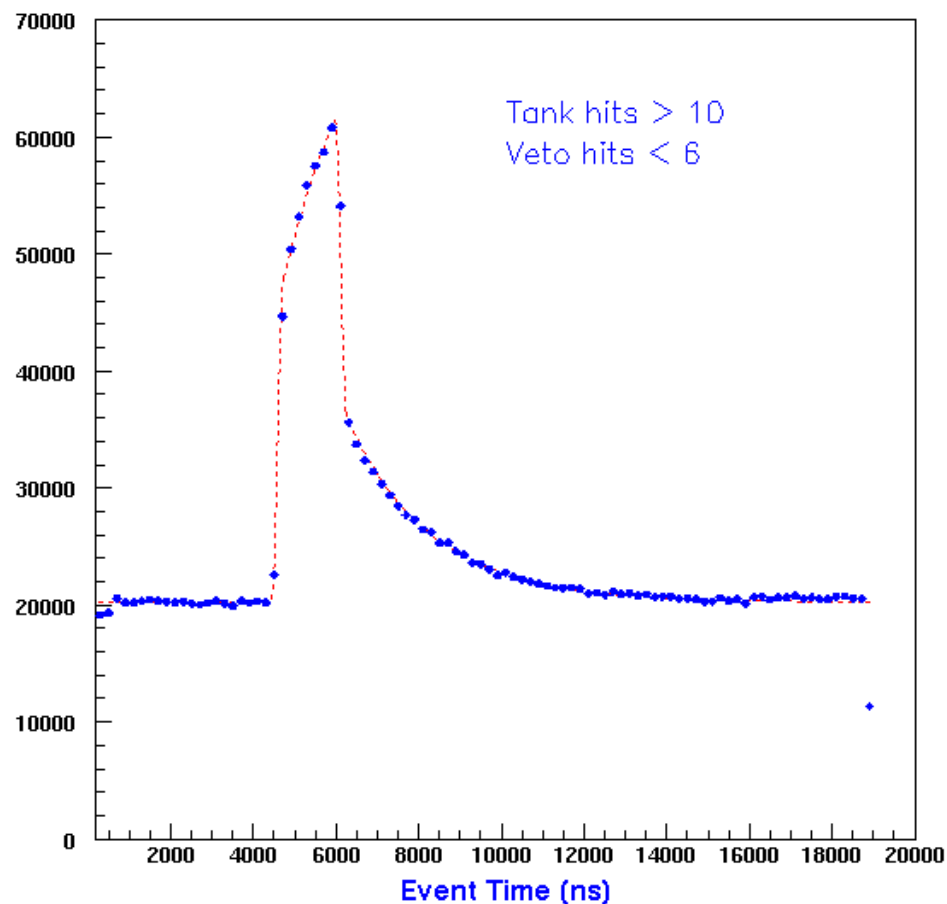
Gets rid of muons

>200 tank PMT hits

Gets rid of Michels

Only neutrinos are left!

Beam and
Michels



3. Events in the Detector

Times of hit-clusters (subevents)

Beam spill (1.6 μ s) is clearly evident

simple cuts eliminate cosmic
backgrounds

Neutrino Candidate Cuts

<6 veto PMT hits

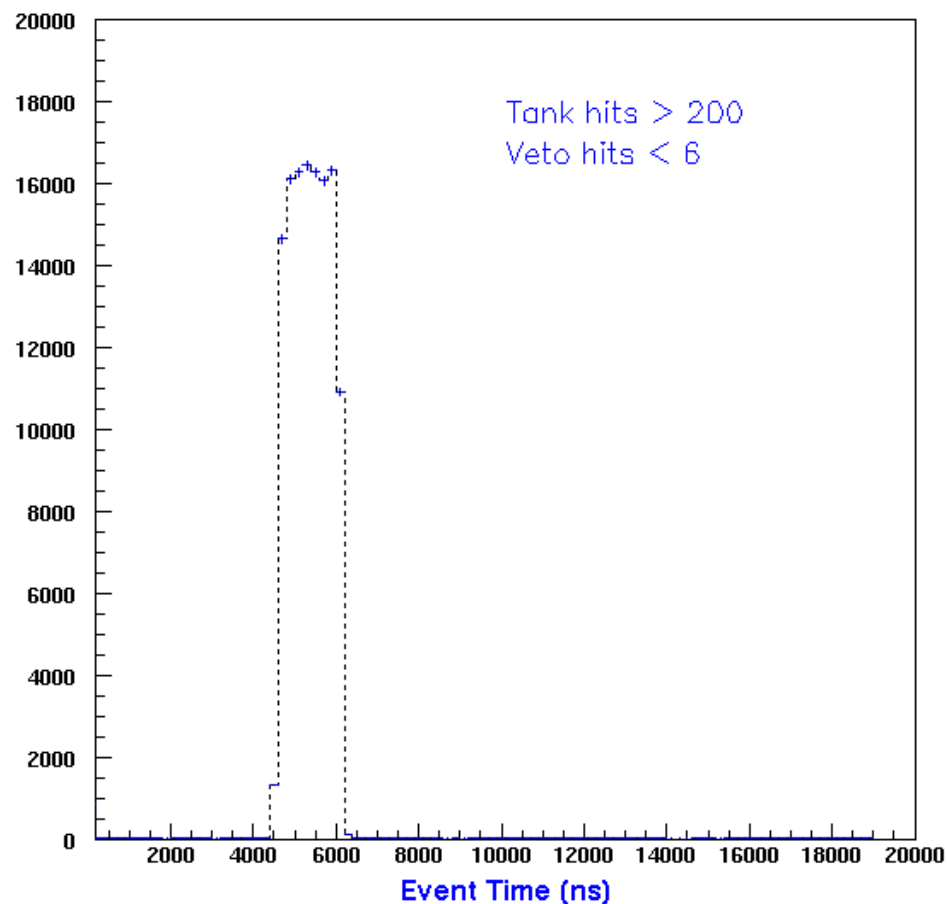
Gets rid of muons

>200 tank PMT hits

Gets rid of Michels

Only neutrinos are left!

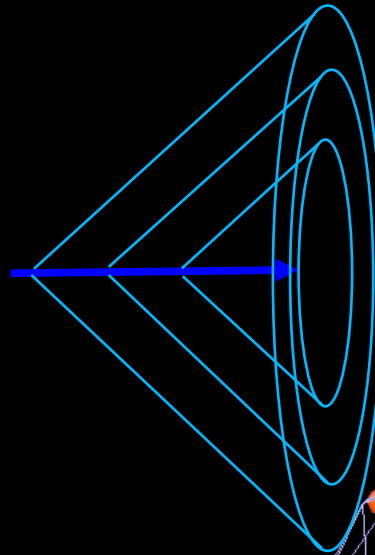
**Beam
Only**



3. Events in the Detector

Muons

- Long straight tracks
- Sharp clear rings



Electrons


- Multiple scattering
- Radiative processes
- Scattered fuzzy rings

Neutral pions

- Decays to 2 photons
- Double fuzzy rings

NC elastic scattering

- No Cherenkov radiation
- Isotropic scintillation hits



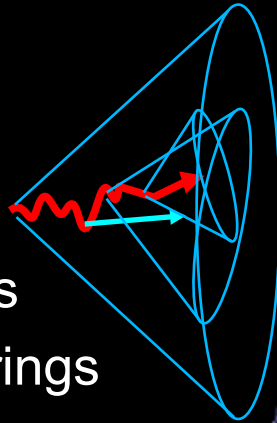
3. Events in the Detector

Muons

- Long straight tracks
- Sharp clear rings

Electrons

- Multiple scattering
- Radiative processes
- Scattered fuzzy rings

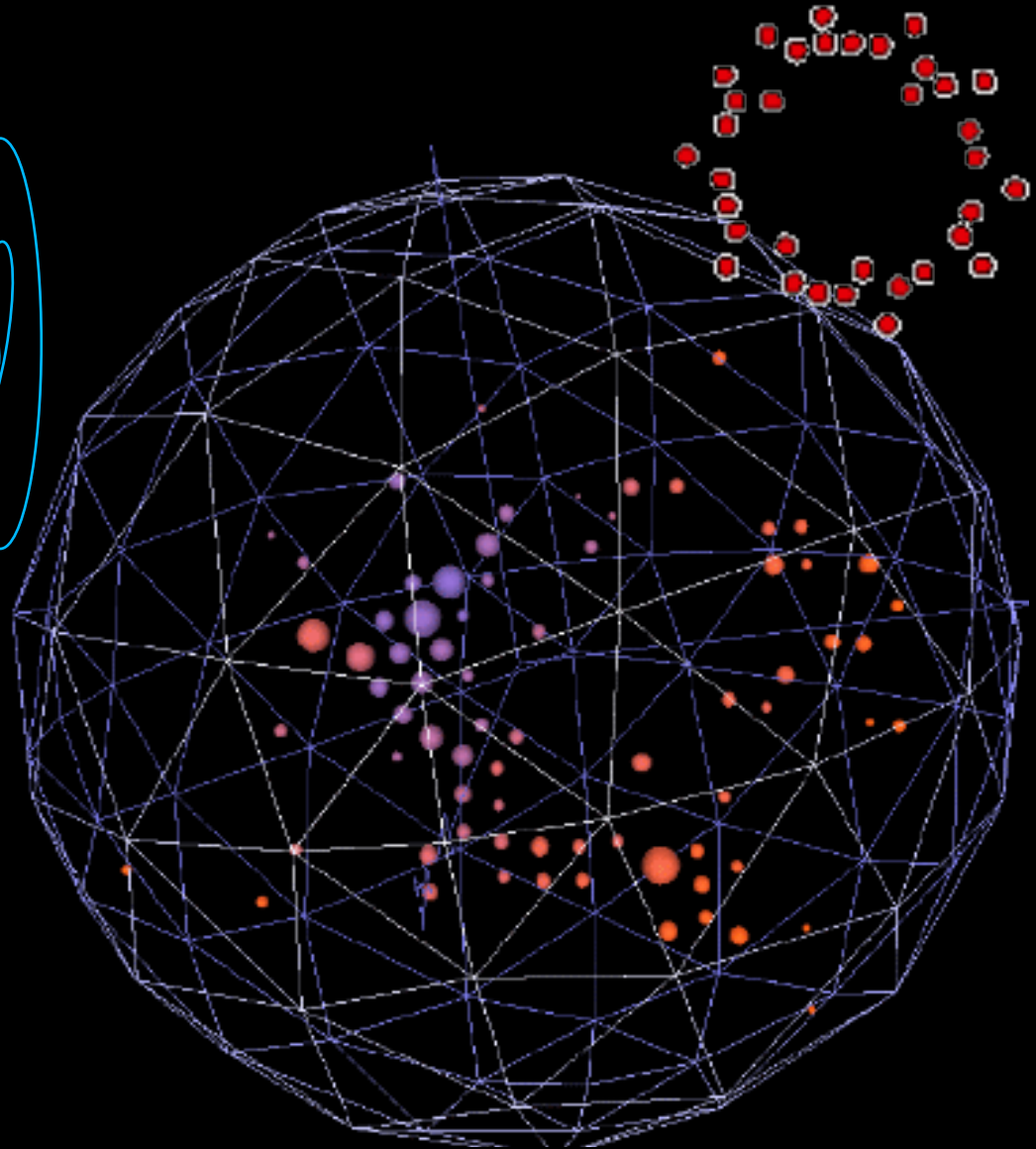


Neutral pions

- Decays to 2 photons
- Double fuzzy rings

NC elastic scattering

- No Cherenkov radiation
- Isotropic scintillation hits



3. Events in the Detector

Muons

- Long straight tracks
- Sharp clear rings

Electrons

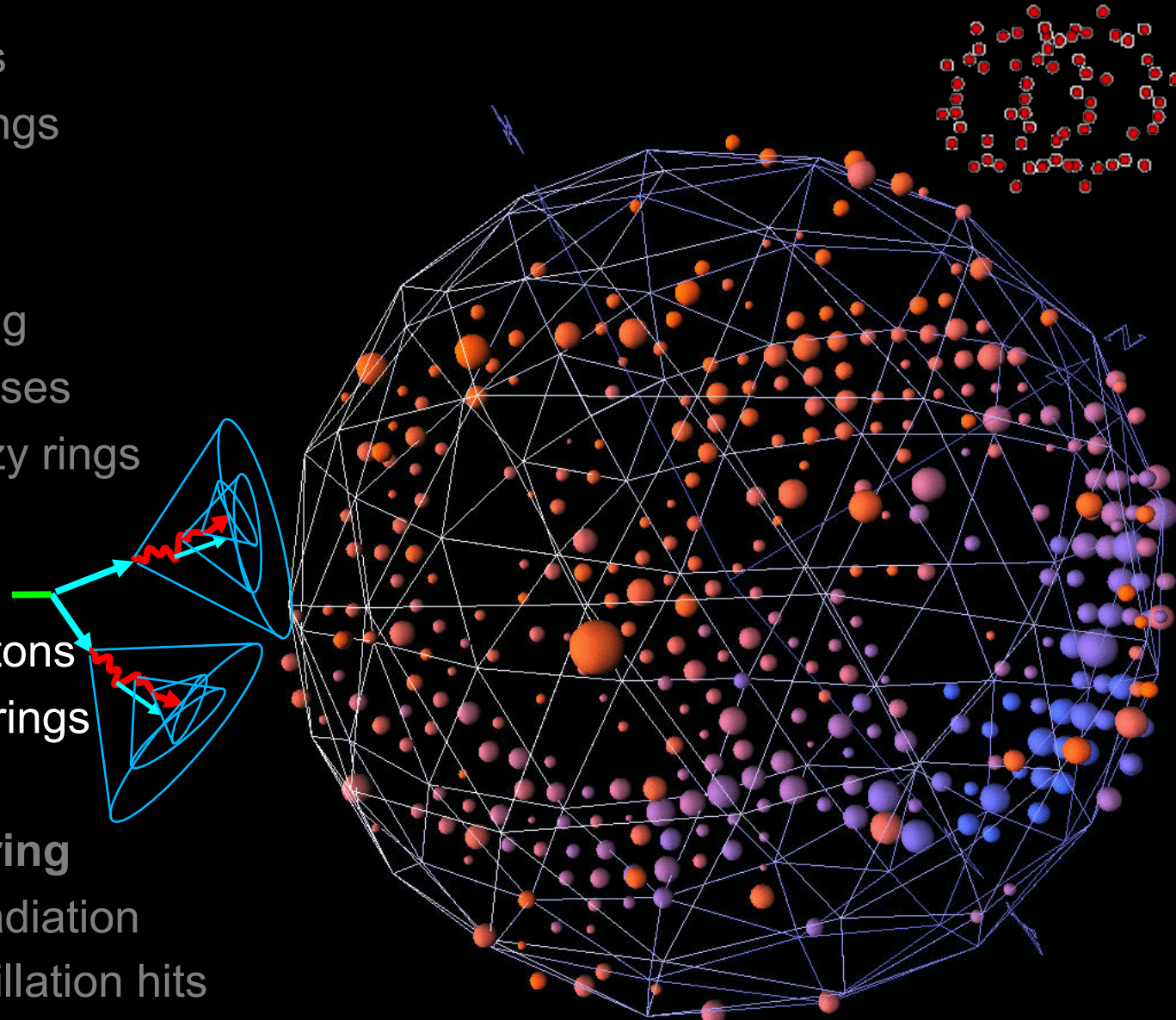
- Multiple scattering
- Radiative processes
- Scattered fuzzy rings

Neutral pions

- Decays to 2 photons
- Double fuzzy rings

NC elastic scattering

- No Cherenkov radiation
- Isotropic scintillation hits



3. Events in the Detector

Muons

- Long straight tracks
- Sharp clear rings

Electrons


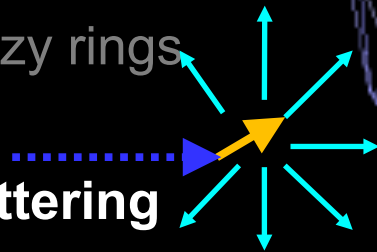
- Multiple scattering
- Radiative processes
- Scattered fuzzy rings

Neutral pions

- Decays to 2 photons
- Double fuzzy rings

NC elastic scattering

- No Cherenkov radiation
- Isotropic scintillation hits



3. QE kinematics based energy reconstruction

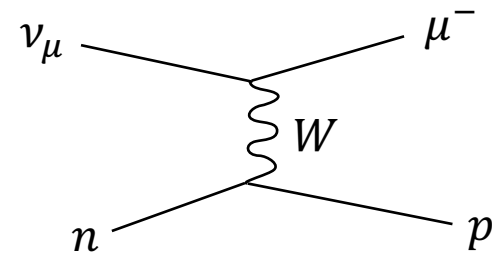
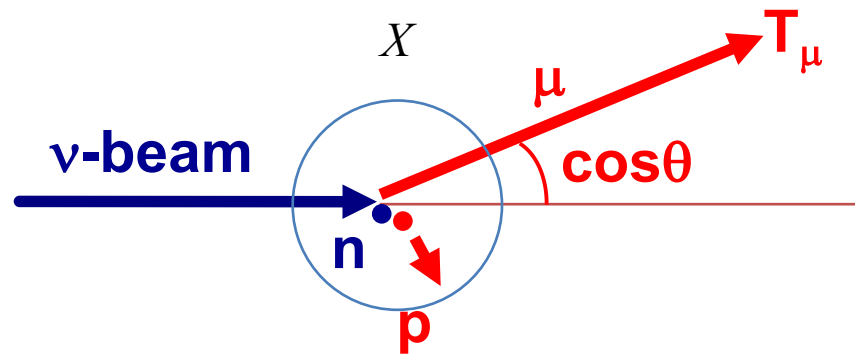
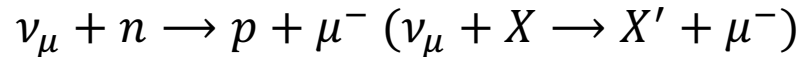
Event reconstruction from Cherenkov ring profile for PID

- scattering angle θ and kinetic energy of charged lepton T are estimated

Charged Current Quasi-Elastic (CCQE) interaction

The simplest and the most abundant interaction around ~ 1 GeV. Neutrino energy is reconstructed from the observed lepton kinematics “QE assumption”

1. assuming neutron at rest
2. assuming interaction is CCQE



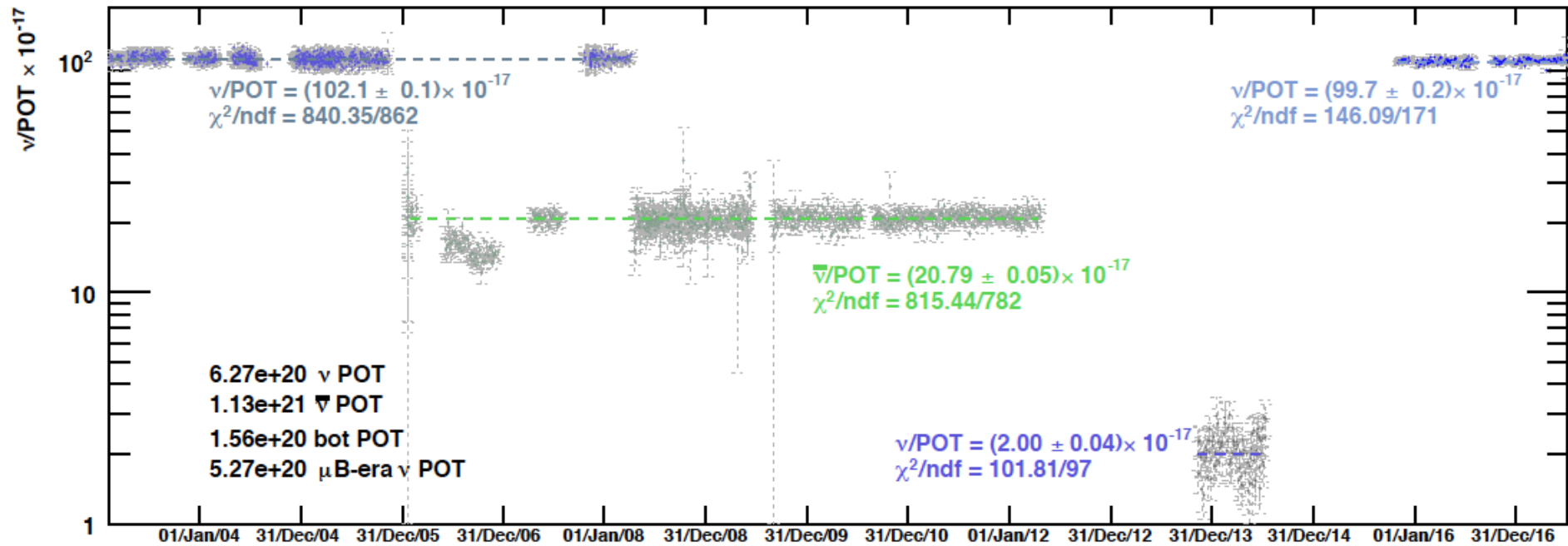
$$E_\nu^{QE} = \frac{ME_\mu - 0.5m_\mu^2}{M - E_\mu + p_\mu \cos\theta}$$

CCQE is the most important channel of neutrino oscillation physics for MiniBooNE, T2K, microBooNE, SBND, etc (also important for NOvA, Hyper-Kamiokande, DUNE, etc)

3. Detector stability

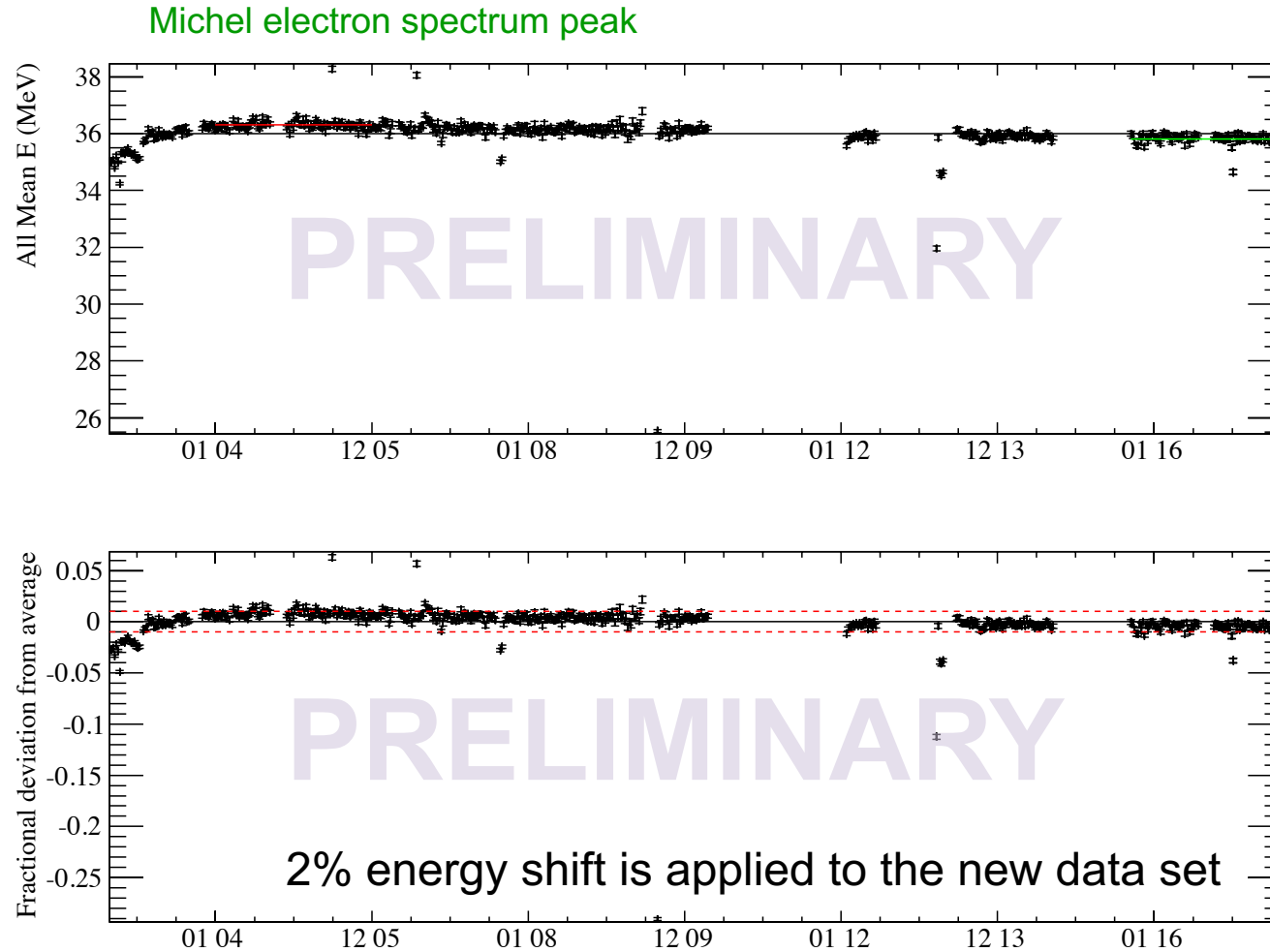
Event rate look consistent from expectations

- Antineutrino mode (factor 5 lower event rate)
 - factor ~2 lower flux
 - factor ~2-3 lower cross section
- Dark matter mode (factor 50 lower event rate) [MiniBooNE, PRL118\(2017\)221803](#)
 - factor ~40 lower flux



3. Detector stability

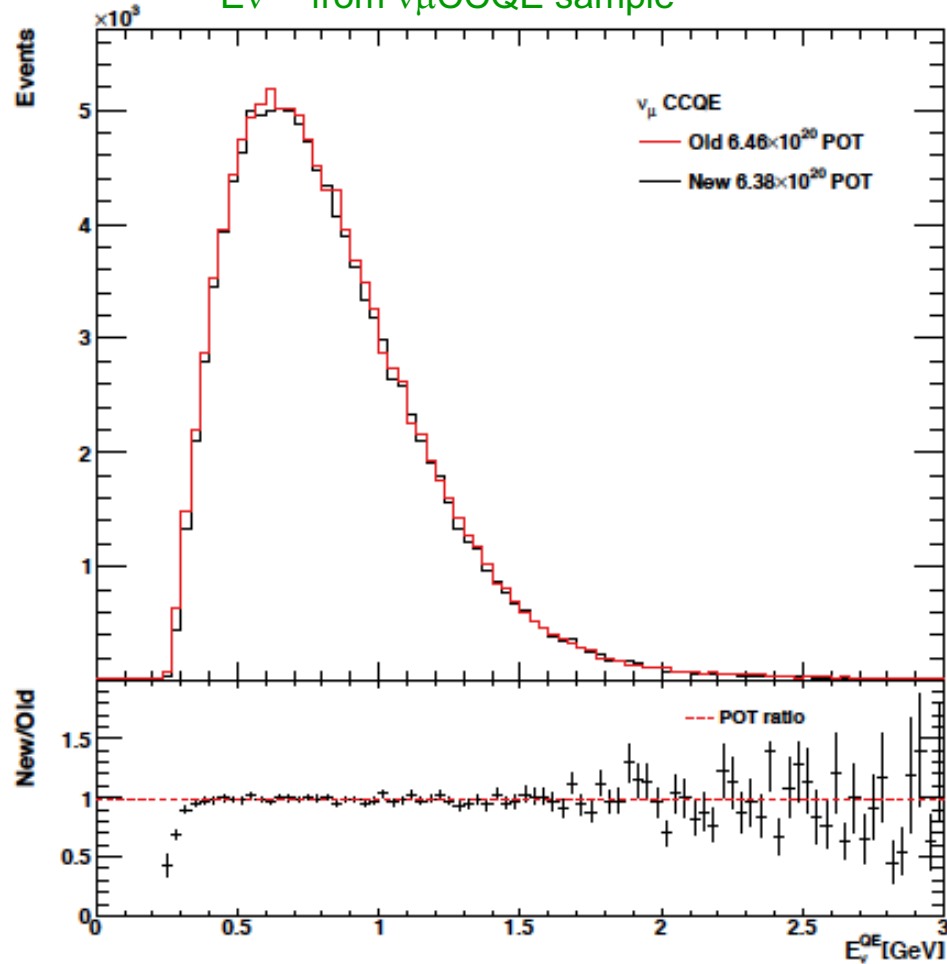
Old and new data agree within 2% over 8 years separation.



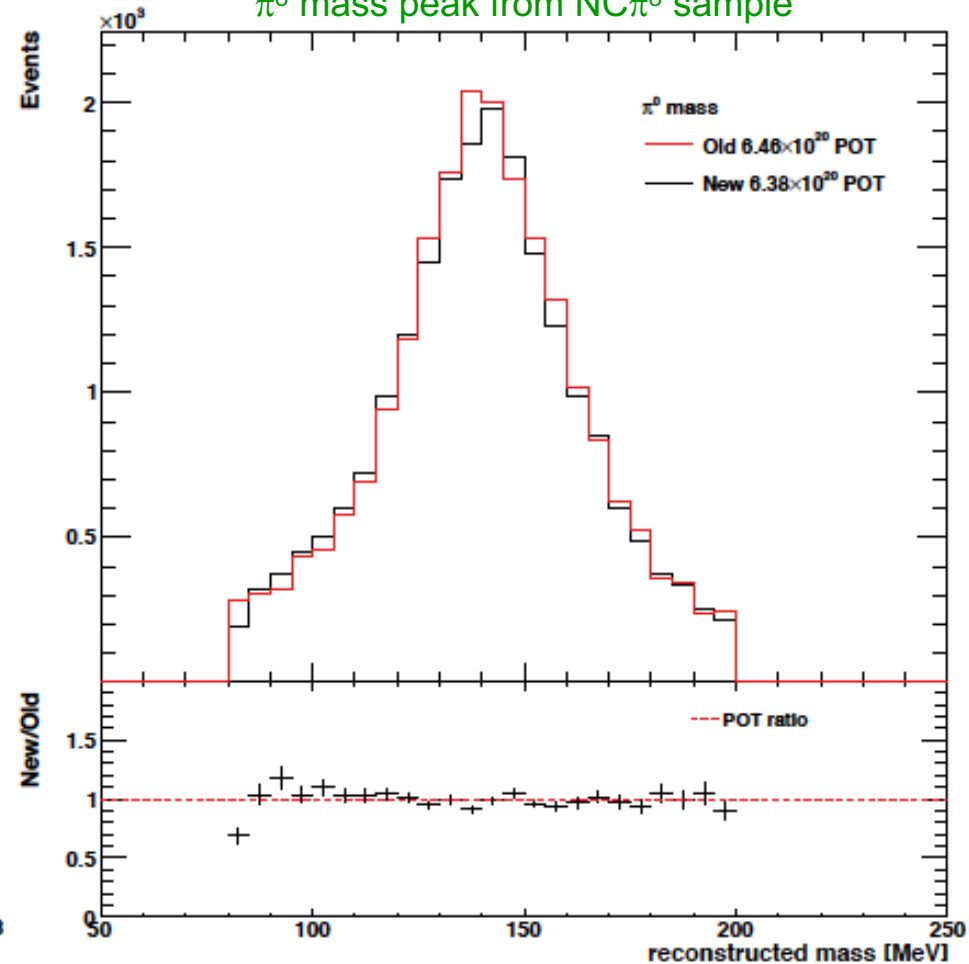
3. Detector stability

Old and new data agree within 2% over 8 years separation.

E_{ν}^{QE} from $\nu_{\mu}CCQE$ sample



π^0 mass peak from $NC\pi^0$ sample

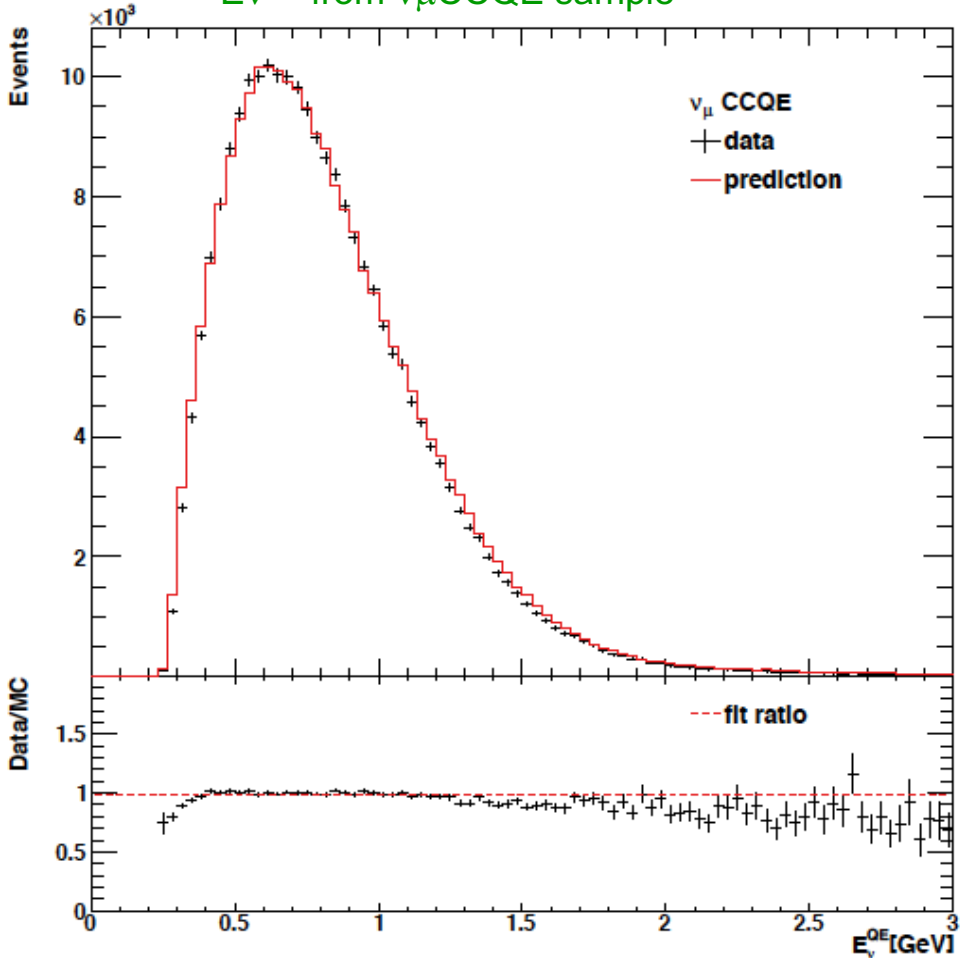


3. Data-Simulation comparison

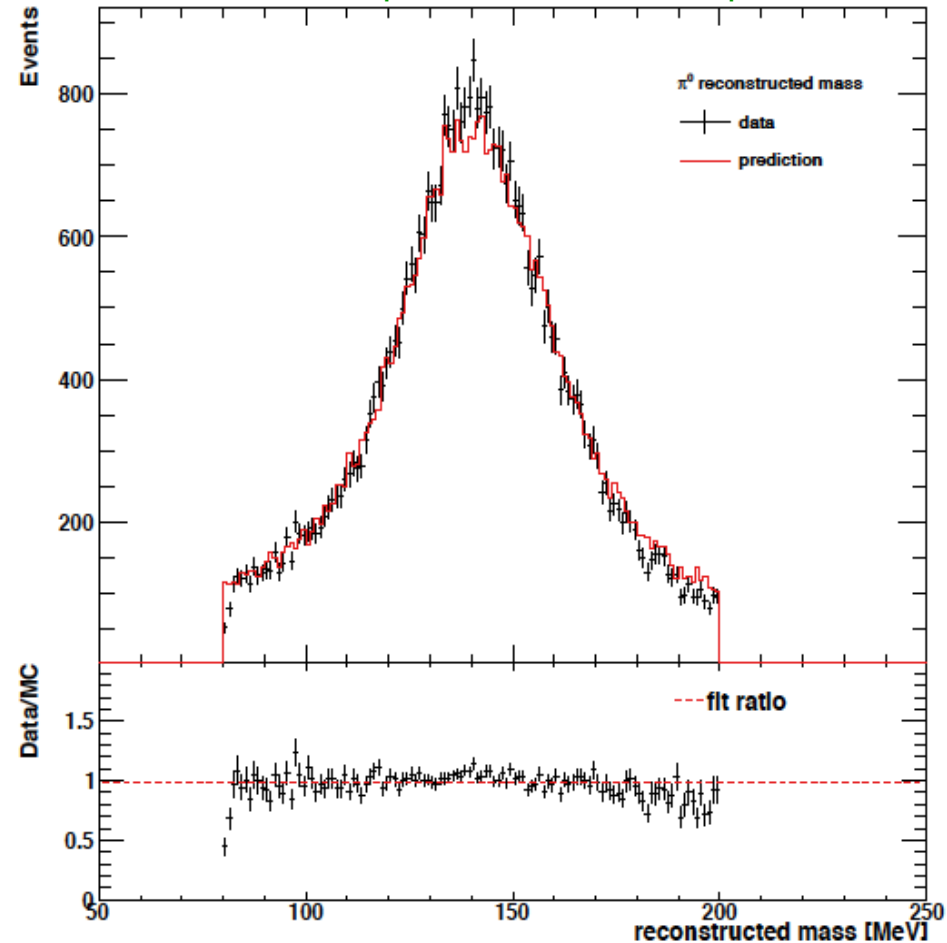
Old and new data agree within 2% over 8 years separation.

- Excellent agreements with MC.

E_{ν}^{QE} from $\nu_{\mu}CCQE$ sample



π^0 mass peak from NC π^0 sample



1. MiniBooNE neutrino experiment

2. Booster Neutrino Beamline (BNB)

3. MiniBooNE detector

4. Oscillation candidate search

5. Discussion

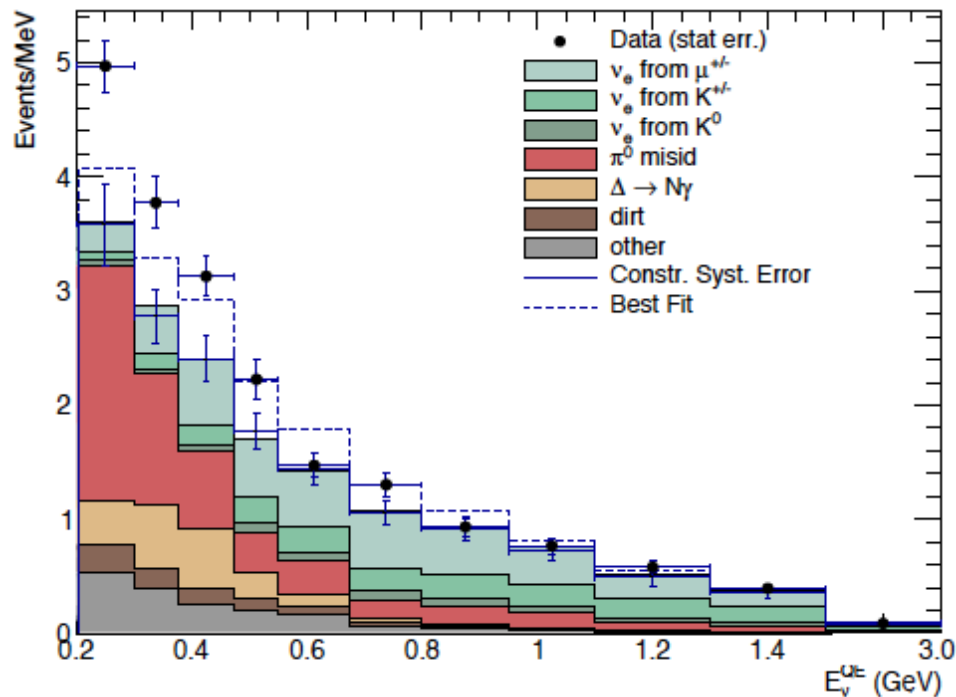
4. Internal background constraints

All backgrounds are internally constrained

→ intrinsic (beam ν_e) = flat

→ misID (gamma) = accumulate at low E

Process	Neutrino Mode	Antineutrino Mode
misID $\left\{ \begin{array}{l} \nu_\mu \text{ \& } \bar{\nu}_\mu \text{ CCQE} \\ \text{NC } \pi^0 \\ \text{NC } \Delta \rightarrow N\gamma \\ \text{External Events} \\ \text{Other } \nu_\mu \text{ \& } \bar{\nu}_\mu \end{array} \right.$	73.7 ± 19.3	12.9 ± 4.3
	501.5 ± 65.4	112.3 ± 11.5
	172.5 ± 24.1	34.7 ± 5.4
	75.2 ± 10.9	15.3 ± 2.8
	89.6 ± 22.9	22.3 ± 3.5
intrinsic $\left\{ \begin{array}{l} \nu_e \text{ \& } \bar{\nu}_e \text{ from } \mu^\pm \text{ Decay} \\ \nu_e \text{ \& } \bar{\nu}_e \text{ from } K^\pm \text{ Decay} \\ \nu_e \text{ \& } \bar{\nu}_e \text{ from } K_L^0 \text{ Decay} \\ \text{Other } \nu_e \text{ \& } \bar{\nu}_e \end{array} \right.$	425.3 ± 100.2	91.4 ± 27.6
	192.2 ± 41.9	51.2 ± 11.0
	54.5 ± 20.5	51.4 ± 18.0
	6.0 ± 3.2	6.7 ± 6.0
Unconstrained Bkgd.	1590.5	398.2
Constrained Bkgd.	1577.8 ± 85.2	398.7 ± 28.6
Total Data	1959	478
Excess	381.2 ± 85.2	79.3 ± 28.6



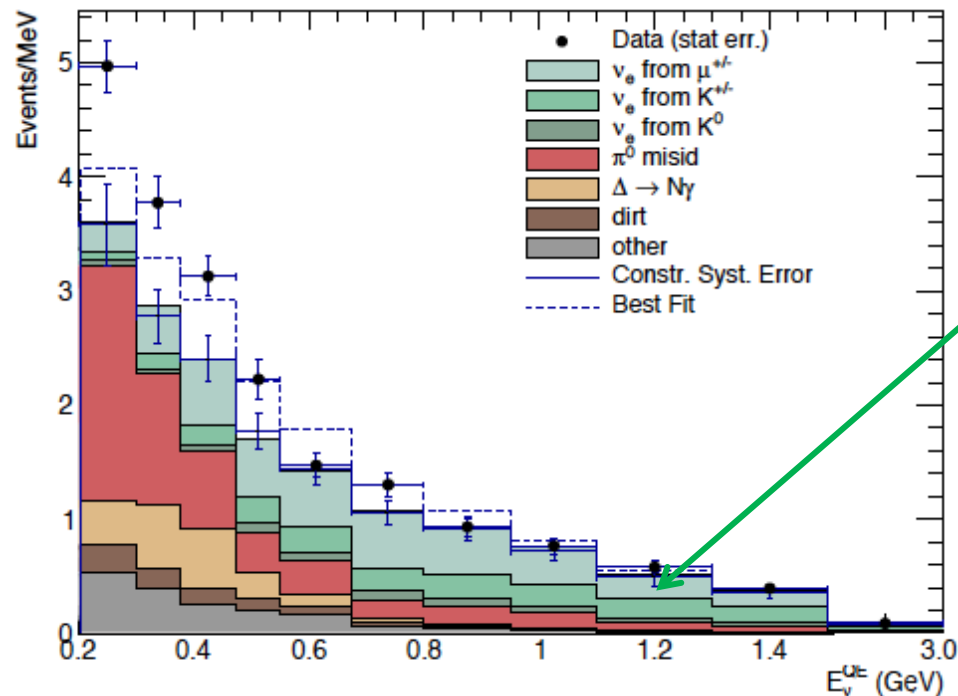
4. ν_e from μ -decay constraint

All backgrounds are internally constrained

→ intrinsic (beam ν_e) = flat

→ misID (gamma) = accumulate at low E

Process	Neutrino Mode	Antineutrino Mode
ν_μ & $\bar{\nu}_\mu$ CCQE	73.7 ± 19.3	12.9 ± 4.3
NC π^0	501.5 ± 65.4	112.3 ± 11.5
NC $\Delta \rightarrow N\gamma$	172.5 ± 24.1	34.7 ± 5.4
External Events	75.2 ± 10.9	15.3 ± 2.8
Other ν_μ & $\bar{\nu}_\mu$	89.6 ± 22.9	22.3 ± 3.5
ν_e & $\bar{\nu}_e$ from μ^\pm Decay	425.3 ± 100.2	91.4 ± 27.6
ν_e & $\bar{\nu}_e$ from K^\pm Decay	192.2 ± 41.9	51.2 ± 11.0
ν_e & $\bar{\nu}_e$ from K_L^0 Decay	54.5 ± 20.5	51.4 ± 18.0
Other ν_e & $\bar{\nu}_e$	6.0 ± 3.2	6.7 ± 6.0
Unconstrained Bkgd.	1590.5	398.2
Constrained Bkgd.	1577.8 ± 85.2	398.7 ± 28.6
Total Data	1959	478
Excess	381.2 ± 85.2	79.3 ± 28.6

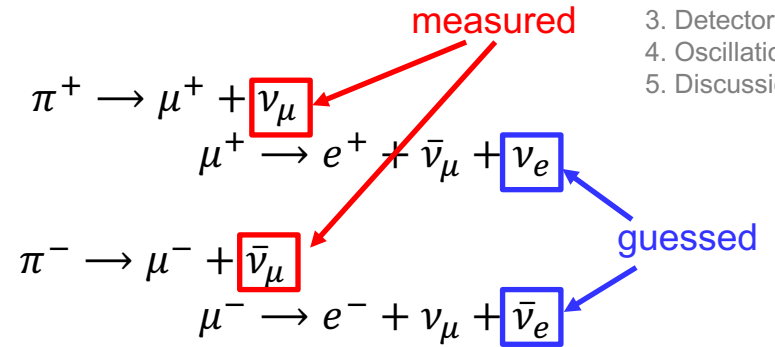


ν_e from μ decay
is constrained
from ν_μ CCQE
measurement

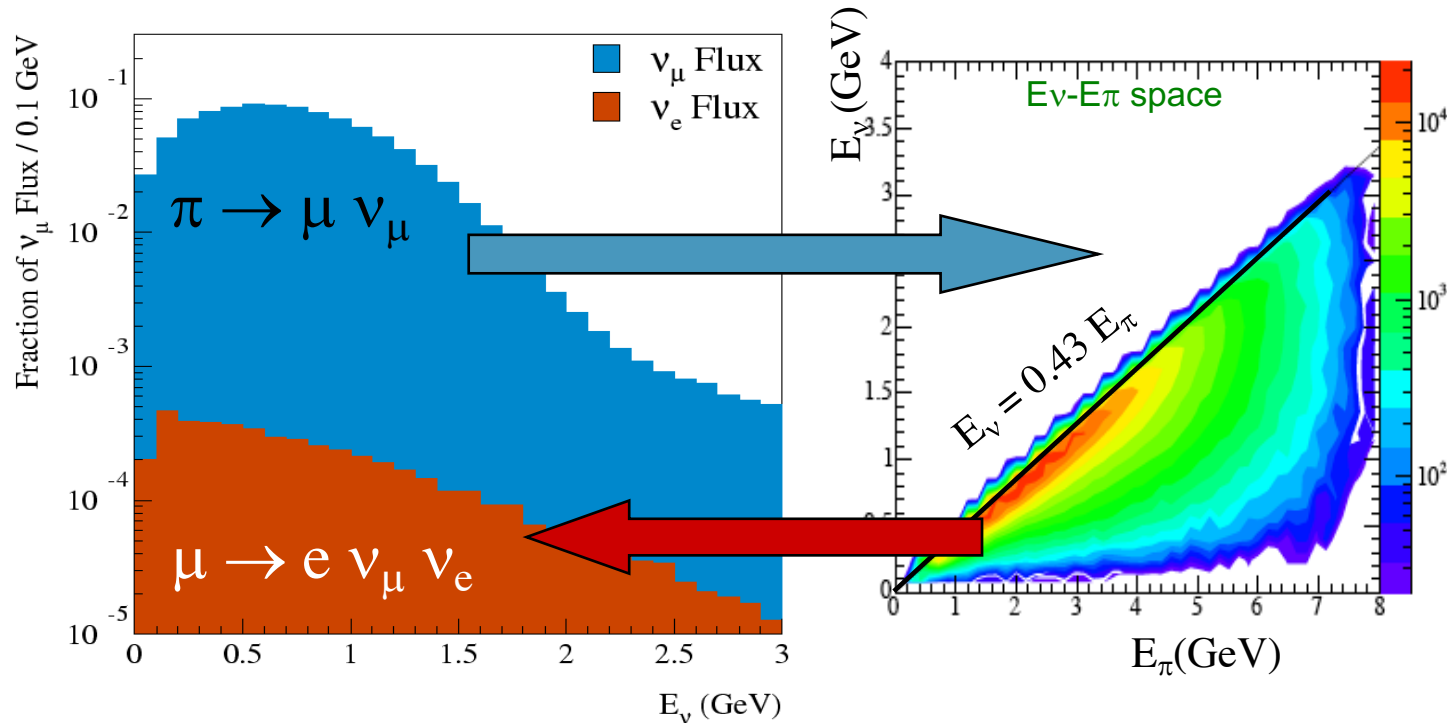
1. MiniBooNE
2. Beam
3. Detector
4. Oscillation
5. Discussion

4. ν_e from μ -decay constraint

All backgrounds are internally constrained
 → intrinsic (beam ν_e) = flat
 → misID (gamma) = accumulate at low E

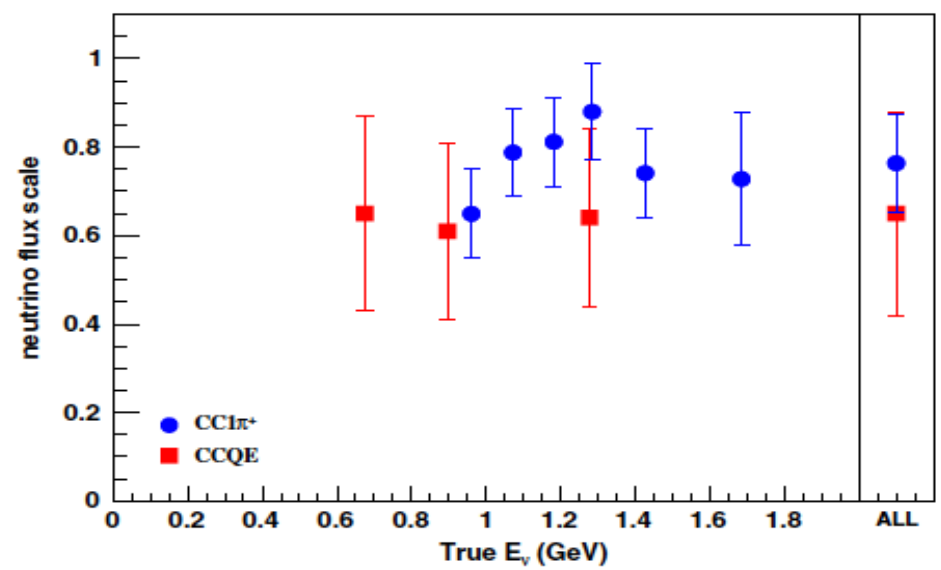


They are large background, but we have a good control of ν_e & $\bar{\nu}_e$ background by joint ν_e & ν_μ ($\bar{\nu}_e$ & $\bar{\nu}_\mu$) fit for oscillation search.



4. Anti-neutrino mode flux tuning

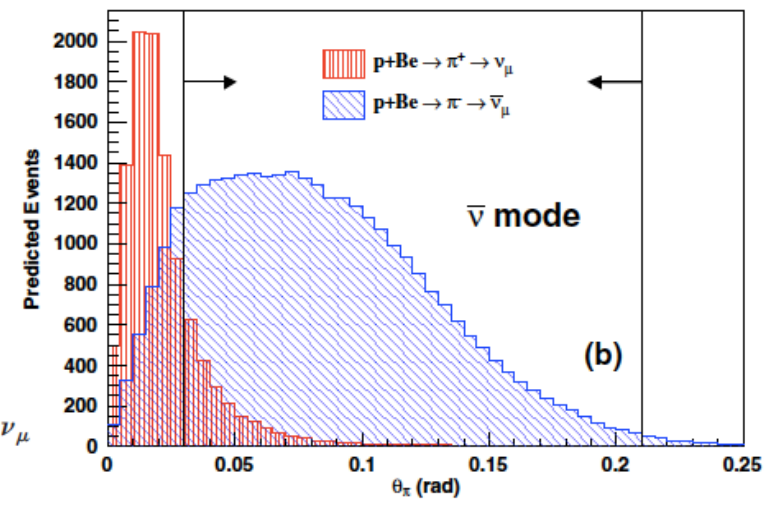
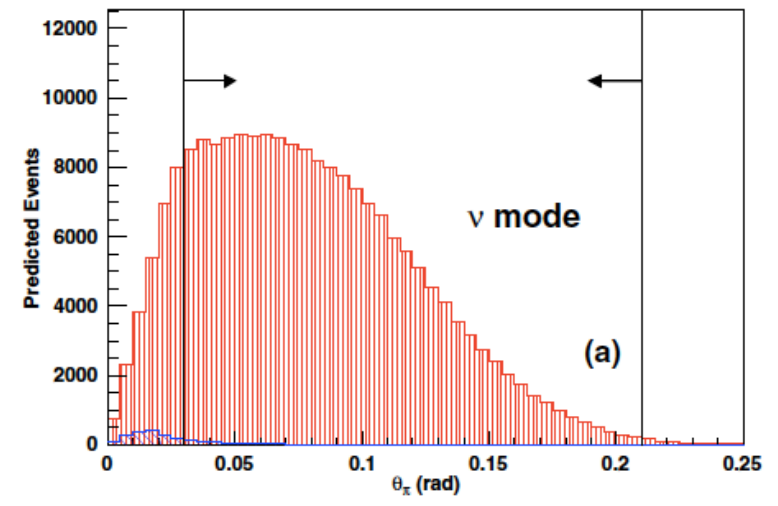
$\bar{\nu}_e$ & $\bar{\nu}_\mu$ flux are harder to predict due to larger wrong sign (ν_e & ν_μ) background, and measured lepton kinematics and π^+ production are used to tune flux \rightarrow they consistently suggest we overestimate antineutrino flux around 20%



Michel electron counting is sensitive to ν_μ contamination in $\bar{\nu}_\mu$ beam

1: $\nu_\mu + p(n) \rightarrow \mu^- + p(n) + \pi^+ \hookrightarrow \mu^+ + \nu_\mu$
 2: $\hookrightarrow e^- + \bar{\nu}_e + \nu_\mu$
 3: $\hookrightarrow e^+ + \nu_e + \bar{\nu}_\mu$

PHYSICAL REVIEW D 84, 072005 (2011)




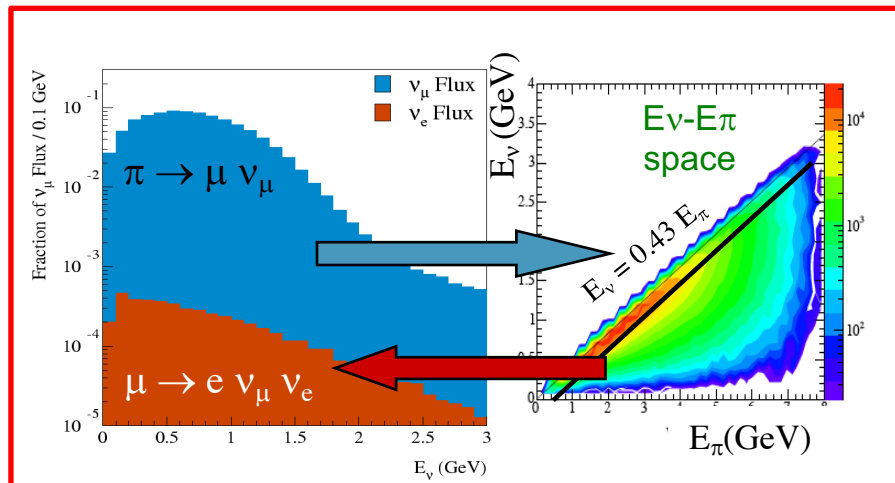
4. ν_e from μ -decay constraint

All backgrounds are internally constrained

→ intrinsic (beam ν_e) = flat

→ misID (gamma) = accumulate at low E

Process	Neutrino Mode	Antineutrino Mode
ν_μ & $\bar{\nu}_\mu$ CCQE	73.7 ± 19.3	12.9 ± 4.3
NC π^0	501.5 ± 65.4	112.3 ± 11.5
NC $\Delta \rightarrow N\gamma$	172.5 ± 24.1	34.7 ± 5.4
External Events	75.2 ± 10.9	15.3 ± 2.8
Other ν_μ & $\bar{\nu}_\mu$	89.6 ± 22.9	22.3 ± 3.5
ν_e & $\bar{\nu}_e$ from μ^\pm Decay	425.3 ± 100.2	91.4 ± 27.6
ν_e & $\bar{\nu}_e$ from K^\pm Decay	192.2 ± 41.9	51.2 ± 11.0
ν_e & $\bar{\nu}_e$ from K_L^0 Decay	54.5 ± 20.5	51.4 ± 18.0
Other ν_e & $\bar{\nu}_e$	6.0 ± 3.2	6.7 ± 6.0
Unconstrained Bkgd.	1590.5	398.2
Constrained Bkgd.	1577.8 ± 85.2	398.7 ± 28.6
Total Data	1959	478
Excess	381.2 ± 85.2	79.3 ± 28.6



ν_e from μ decay is constrained from ν_μ CCQE measurement

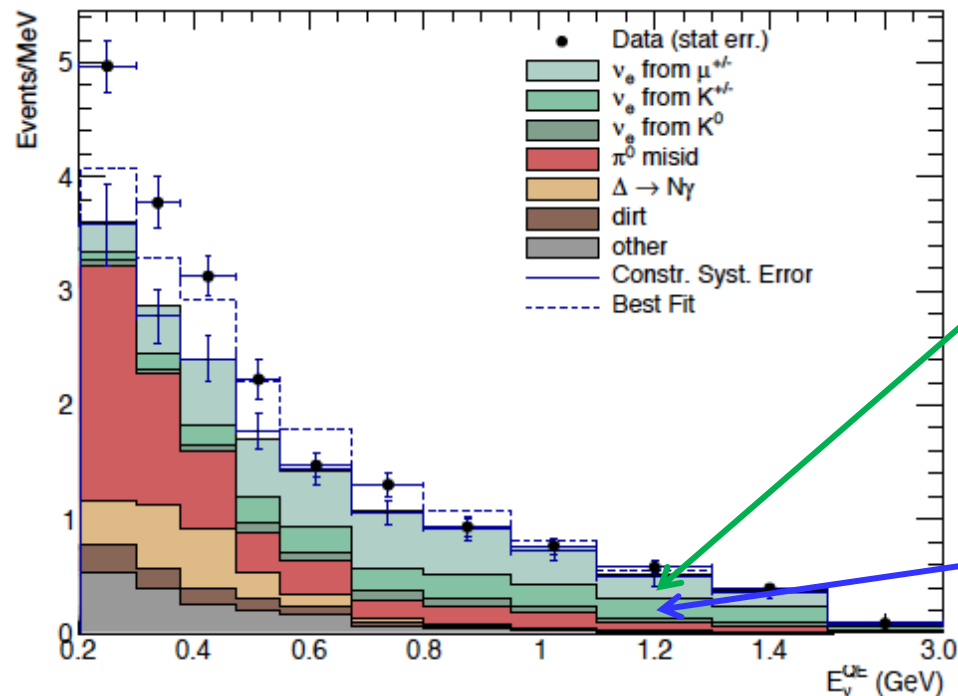
4. ν_e from K^+ -decay constraint

All backgrounds are internally constrained

→ intrinsic (beam ν_e) = flat

→ misID (gamma) = accumulate at low E

Process	Neutrino Mode	Antineutrino Mode
ν_μ & $\bar{\nu}_\mu$ CCQE	73.7 ± 19.3	12.9 ± 4.3
NC π^0	501.5 ± 65.4	112.3 ± 11.5
NC $\Delta \rightarrow N\gamma$	172.5 ± 24.1	34.7 ± 5.4
External Events	75.2 ± 10.9	15.3 ± 2.8
Other ν_μ & $\bar{\nu}_\mu$	89.6 ± 22.9	22.3 ± 3.5
ν_e & $\bar{\nu}_e$ from μ^\pm Decay	425.3 ± 100.2	91.4 ± 27.6
ν_e & $\bar{\nu}_e$ from K^\pm Decay	192.2 ± 41.9	51.2 ± 11.0
ν_e & $\bar{\nu}_e$ from K_L^0 Decay	54.5 ± 20.5	51.4 ± 18.0
Other ν_e & $\bar{\nu}_e$	6.0 ± 3.2	6.7 ± 6.0
Unconstrained Bkgd.	1590.5	398.2
Constrained Bkgd.	1577.8 ± 85.2	398.7 ± 28.6
Total Data	1959	478
Excess	381.2 ± 85.2	79.3 ± 28.6

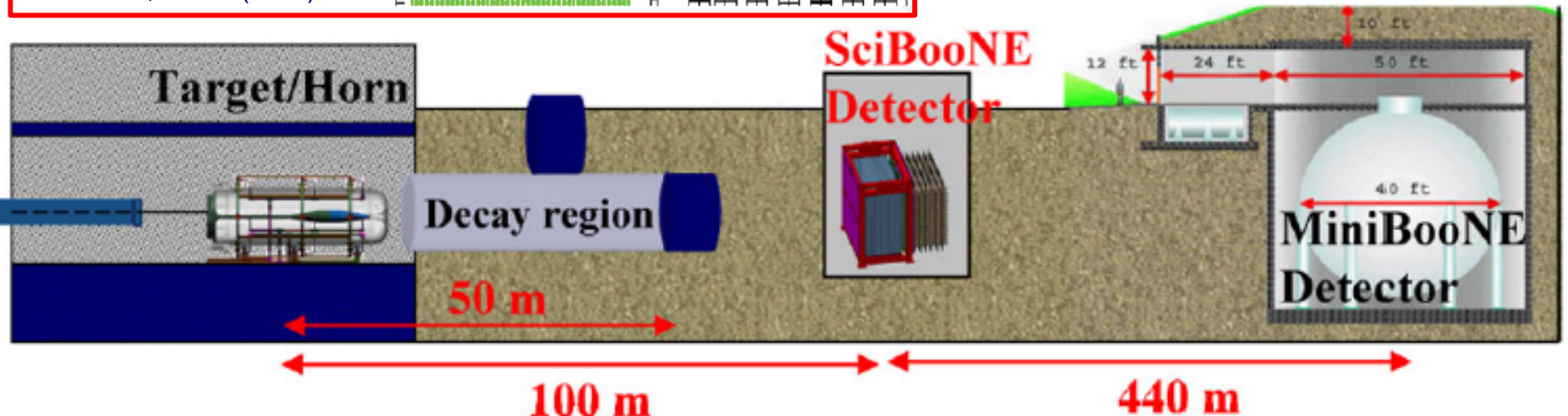
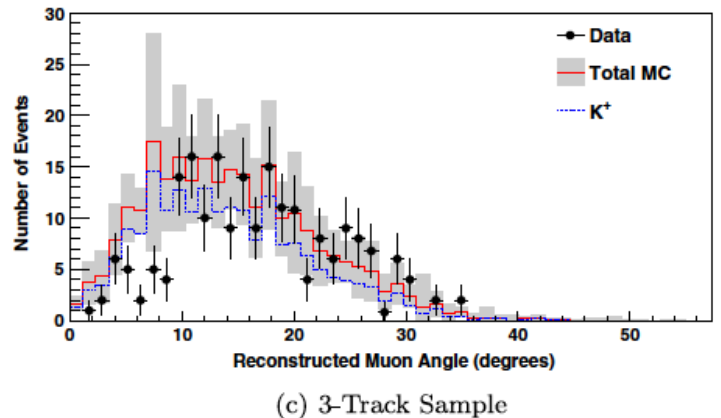
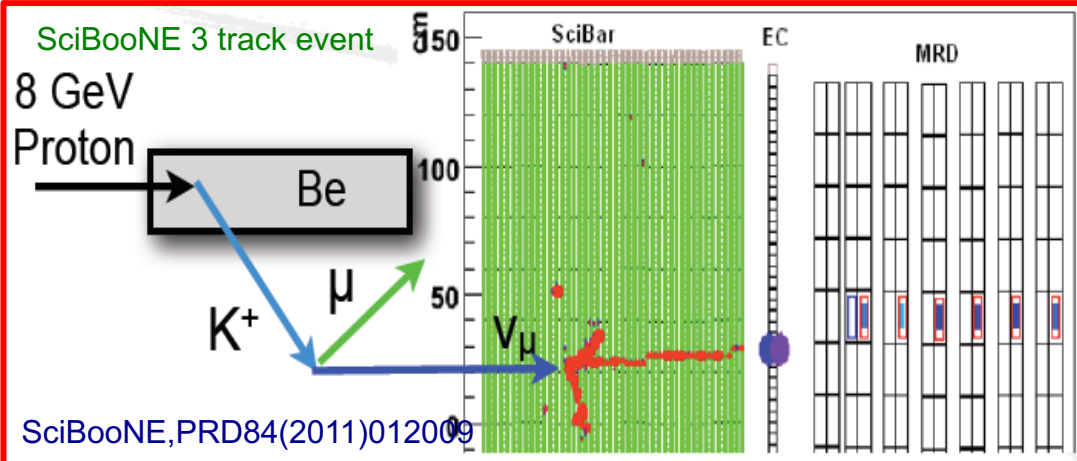


ν_e from μ decay
is constrained
from ν_μ CCQE
measurement

ν_e from K decay is
constrained from
SciBooNE high
energy ν_μ event
measurement

4. ν_e from K^+ -decay constraint

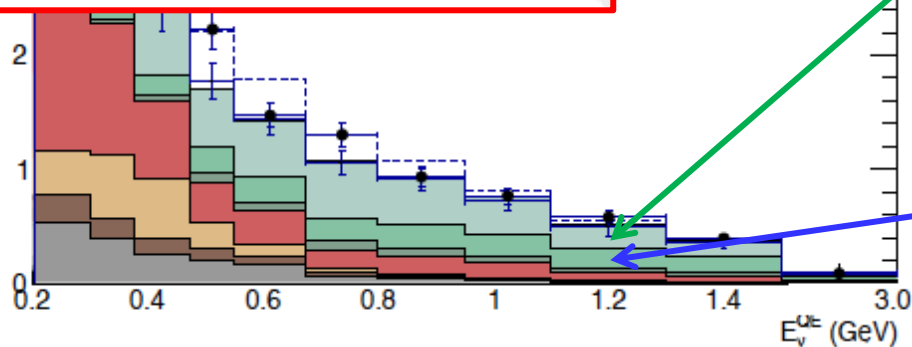
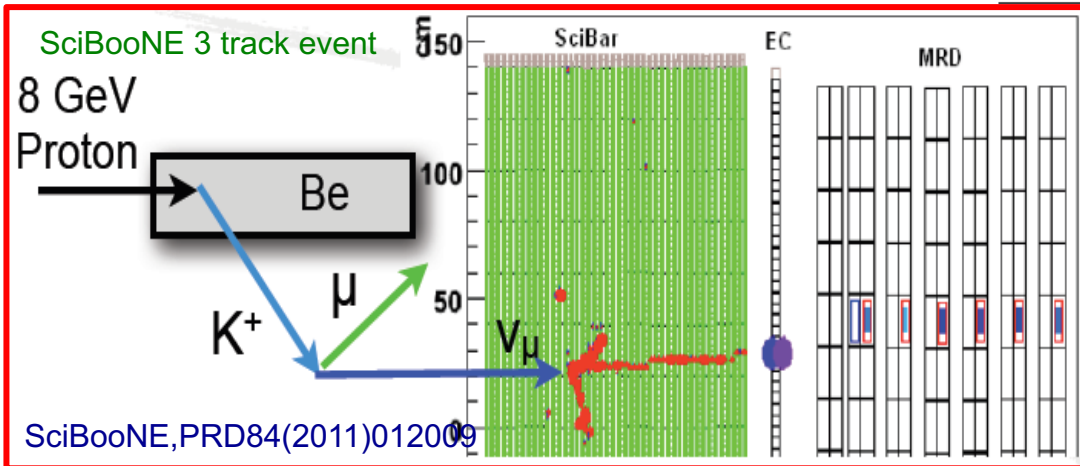
SciBooNE is a scintillator tracker located on BNB (detector hall is used by ANNIE now)
- neutrinos from kaon decay tend to be higher, and tend to make 3 tracks
- from 3 track analysis, kaon decay neutrinos are constrained (0.85 ± 0.11 , prior is 40% error)



4. ν_e from K^+ -decay constraint

- All backgrounds are internally constrained
- intrinsic (beam ν_e) = flat
- misID (gamma) = accumulate at low E

Process	Neutrino Mode	Antineutrino Mode
ν_μ & $\bar{\nu}_\mu$ CCQE	73.7 ± 19.3	12.9 ± 4.3
NC π^0	501.5 ± 65.4	112.3 ± 11.5
NC $\Delta \rightarrow N\gamma$	172.5 ± 24.1	34.7 ± 5.4
External Events	75.2 ± 10.9	15.3 ± 2.8
Other ν_μ & $\bar{\nu}_\mu$	89.6 ± 22.9	22.3 ± 3.5
ν_e & $\bar{\nu}_e$ from μ^\pm Decay	425.3 ± 100.2	91.4 ± 27.6
ν_e & $\bar{\nu}_e$ from K^\pm Decay	192.2 ± 41.9	51.2 ± 11.0
ν_e & $\bar{\nu}_e$ from K_L^0 Decay	54.5 ± 20.5	51.4 ± 18.0
Other ν_e & $\bar{\nu}_e$	6.0 ± 3.2	6.7 ± 6.0
Unconstrained Bkgd.	1590.5	398.2
Constrained Bkgd.	1577.8 ± 85.2	398.7 ± 28.6
Total Data	1959	478
Excess	381.2 ± 85.2	79.3 ± 28.6



ν_e from μ decay is constrained from ν_μ CCQE measurement

ν_e from K decay is constrained from SciBooNE high energy ν_μ event measurement

4. ν_e from K^+ -decay constraint

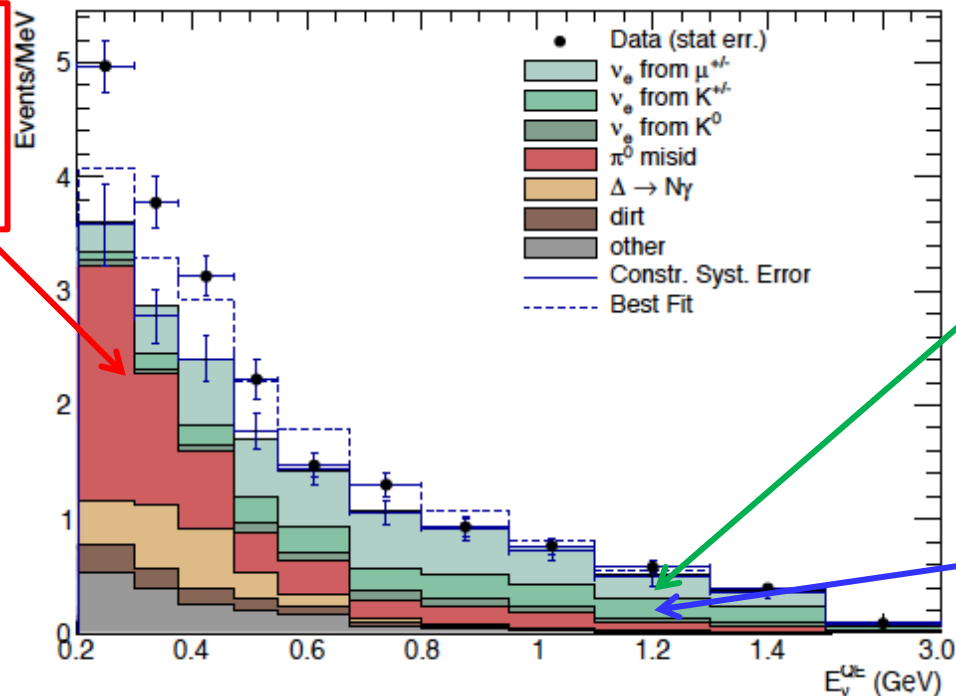
All backgrounds are internally constrained

→ intrinsic (beam ν_e) = flat

→ misID (gamma) = accumulate at low E

Process	Neutrino Mode	Antineutrino Mode
ν_μ & $\bar{\nu}_\mu$ CCQE	73.7 ± 19.3	12.9 ± 4.3
NC π^0	501.5 ± 65.4	112.3 ± 11.5
NC $\Delta \rightarrow N\gamma$	172.5 ± 24.1	34.7 ± 5.4
External Events	75.2 ± 10.9	15.3 ± 2.8
Other ν_μ & $\bar{\nu}_\mu$	89.6 ± 22.9	22.3 ± 3.5
ν_e & $\bar{\nu}_e$ from μ^\pm Decay	425.3 ± 100.2	91.4 ± 27.6
ν_e & $\bar{\nu}_e$ from K^\pm Decay	192.2 ± 41.9	51.2 ± 11.0
ν_e & $\bar{\nu}_e$ from K_L^0 Decay	54.5 ± 20.5	51.4 ± 18.0
Other ν_e & $\bar{\nu}_e$	6.0 ± 3.2	6.7 ± 6.0
Unconstrained Bkgd.	1590.5	398.2
Constrained Bkgd.	1577.8 ± 85.2	398.7 ± 28.6
Total Data	1959	478
Excess	381.2 ± 85.2	79.3 ± 28.6

Asymmetric π^0 decay is constrained from measured CC π^0 rate ($\pi^0 \rightarrow \gamma$)



ν_e from μ decay is constrained from ν_μ CCQE measurement

ν_e from K decay is constrained from SciBooNE high energy ν_μ event measurement

4. γ from π^0 constraint

$$\pi^0 \rightarrow \gamma\gamma$$

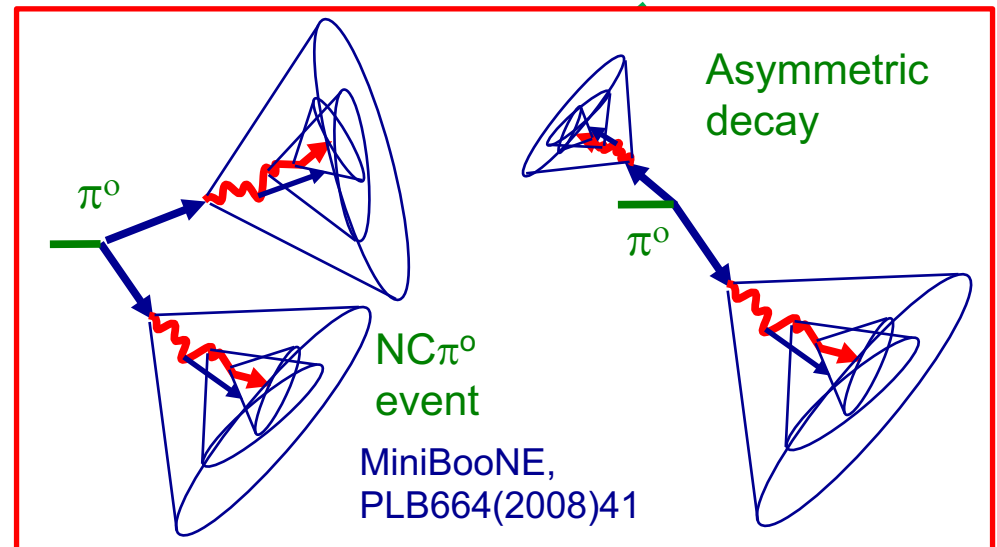
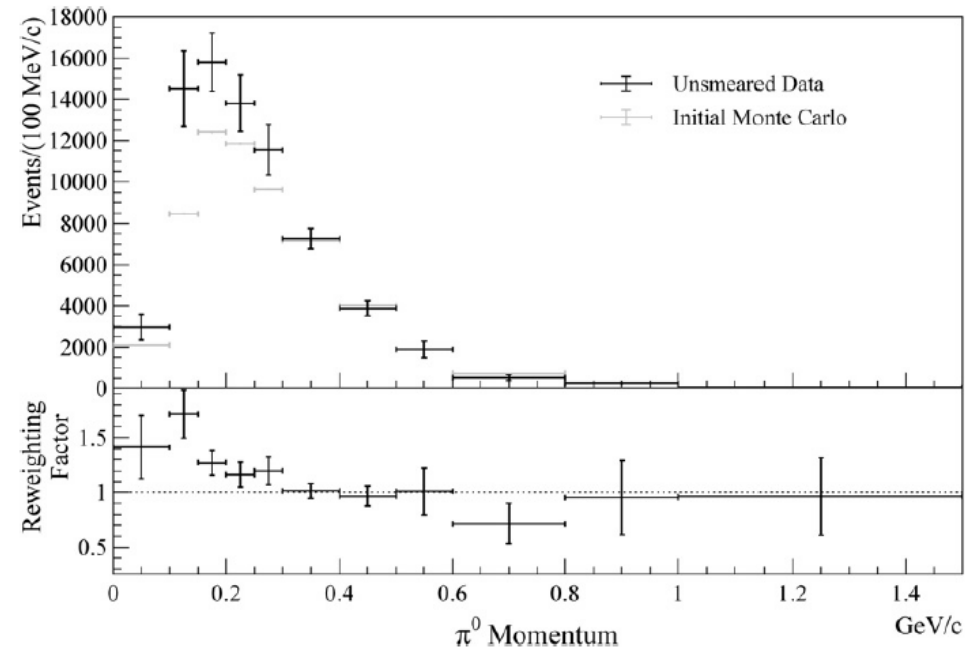
- not background, we can measure

$$\pi^0 \rightarrow \gamma$$

- misID background, we cannot measure

The biggest systematic is production rate of π^0 , because once you find that, the chance to make a single gamma ray is predictable.

We measure π^0 production rate, and correct simulation with function of π^0 momentum



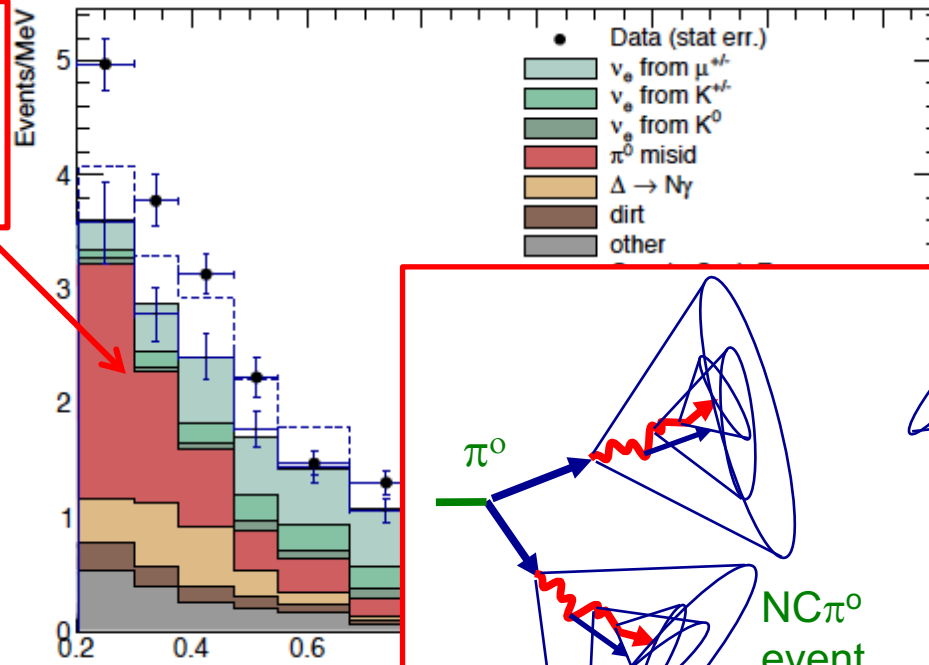
MiniBooNE,
PLB664(2008)41

4. γ from π^0 constraint

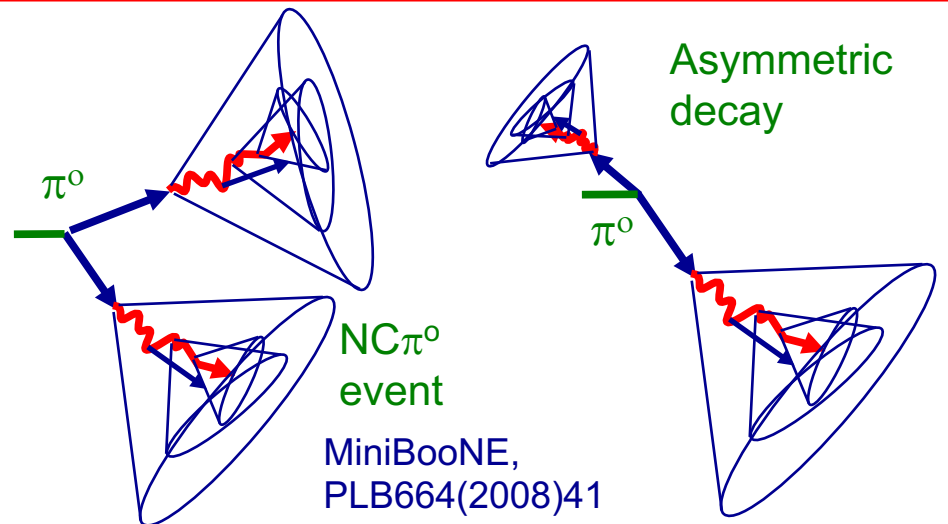
- All backgrounds are internally constrained
- intrinsic (beam ν_e) = flat
- misID (gamma) = accumulate at low E

Process	Neutrino Mode	Antineutrino Mode
ν_μ & $\bar{\nu}_\mu$ CCQE	73.7 ± 19.3	12.9 ± 4.3
NC π^0	501.5 ± 65.4	112.3 ± 11.5
NC $\Delta \rightarrow N\gamma$	172.5 ± 24.1	34.7 ± 5.4
External Events	75.2 ± 10.9	15.3 ± 2.8
Other ν_μ & $\bar{\nu}_\mu$	89.6 ± 22.9	22.3 ± 3.5
ν_e & $\bar{\nu}_e$ from μ^\pm Decay	425.3 ± 100.2	91.4 ± 27.6
ν_e & $\bar{\nu}_e$ from K^\pm Decay	192.2 ± 41.9	51.2 ± 11.0
ν_e & $\bar{\nu}_e$ from K_L^0 Decay	54.5 ± 20.5	51.4 ± 18.0
Other ν_e & $\bar{\nu}_e$	6.0 ± 3.2	6.7 ± 6.0
Unconstrained Bkgd.	1590.5	398.2
Constrained Bkgd.	1577.8 ± 85.2	398.7 ± 28.6
Total Data	1959	478
Excess	381.2 ± 85.2	79.3 ± 28.6

Asymmetric π^0 decay is constrained from measured CC π^0 rate ($\pi^0 \rightarrow \gamma$)



ν_e from μ decay is constrained from ν_μ CCQE measurement



4. $NC\gamma$ constraint

All backgrounds are internally constrained

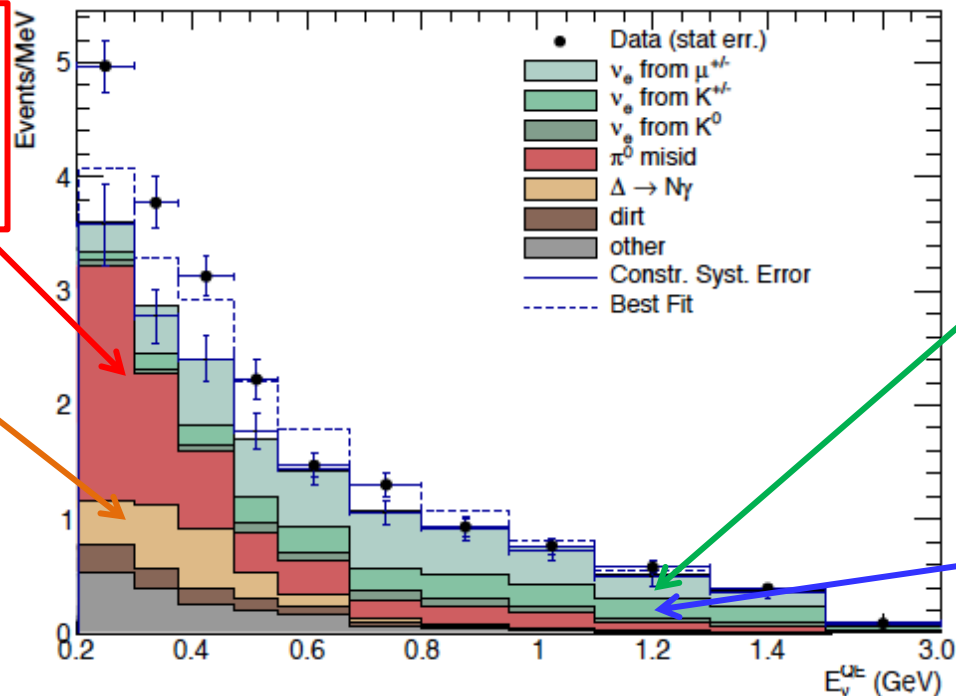
→ intrinsic (beam ν_e) = flat

→ misID (gamma) = accumulate at low E

Process	Neutrino Mode	Antineutrino Mode
ν_μ & $\bar{\nu}_\mu$ CCQE	73.7 ± 19.3	12.9 ± 4.3
NC π^0	501.5 ± 65.4	112.3 ± 11.5
NC $\Delta \rightarrow N\gamma$	172.5 ± 24.1	34.7 ± 5.4
External Events	75.2 ± 10.9	15.3 ± 2.8
Other ν_μ & $\bar{\nu}_\mu$	89.6 ± 22.9	22.3 ± 3.5
ν_e & $\bar{\nu}_e$ from μ^\pm Decay	425.3 ± 100.2	91.4 ± 27.6
ν_e & $\bar{\nu}_e$ from K^\pm Decay	192.2 ± 41.9	51.2 ± 11.0
ν_e & $\bar{\nu}_e$ from K_L^0 Decay	54.5 ± 20.5	51.4 ± 18.0
Other ν_e & $\bar{\nu}_e$	6.0 ± 3.2	6.7 ± 6.0
Unconstrained Bkgd.	1590.5	398.2
Constrained Bkgd.	1577.8 ± 85.2	398.7 ± 28.6
Total Data	1959	478
Excess	381.2 ± 85.2	79.3 ± 28.6

Asymmetric π^0 decay is constrained from measured CC π^0 rate ($\pi^0 \rightarrow \gamma$)

Δ resonance rate is constrained from measured NC π^0 rate



ν_e from μ decay is constrained from ν_μ CCQE measurement

ν_e from K decay is constrained from SciBooNE high energy ν_μ event measurement

4. NC γ constraint

All backgrounds are internally constrained

→ intrinsic (beam ν_e) = flat

→ misID (gamma) = accumulate at low E

Process	Neutrino Mode	Antineutrino Mode
ν_μ & $\bar{\nu}_\mu$ CCQE	73.7 ± 19.3	12.9 ± 4.3
NC π^0	501.5 ± 65.4	112.3 ± 11.5
NC $\Delta \rightarrow N\gamma$	172.5 ± 24.1	34.7 ± 5.4
External Events	75.2 ± 10.9	15.3 ± 2.8
Other ν_μ & $\bar{\nu}_\mu$	89.6 ± 22.9	22.3 ± 3.5
ν_e & $\bar{\nu}_e$ from μ^\pm Decay	425.3 ± 100.2	91.4 ± 27.6
ν_e & $\bar{\nu}_e$ from K^\pm Decay	192.2 ± 41.9	51.2 ± 11.0
ν_e & $\bar{\nu}_e$ from K_L^0 Decay	54.5 ± 20.5	51.4 ± 18.0
Other ν_e & $\bar{\nu}_e$	6.0 ± 3.2	6.7 ± 6.0
1 Bkgd.	1590.5	398.2
Bkgd.	1577.8 ± 85.2	398.7 ± 28.6
tau	1959	478
	381.2 ± 85.2	79.3 ± 28.6

$$\frac{N(\Delta \rightarrow N\gamma)}{N(\Delta \rightarrow N\pi^0)} = \frac{3\Gamma_\gamma}{2\Gamma_{\pi^0}\epsilon}$$

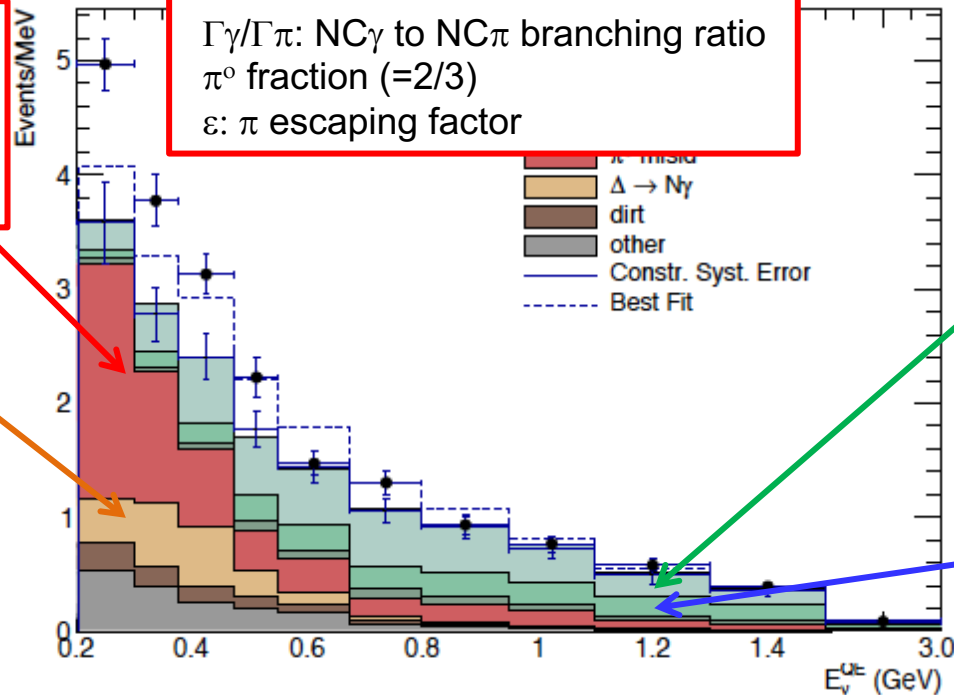
Γ_γ/Γ_π : NC γ to NC π branching ratio
 π^0 fraction (=2/3)
 ϵ : π escaping factor

Asymmetric π^0 decay is constrained from measured CC π^0 rate ($\pi^0 \rightarrow \gamma$)

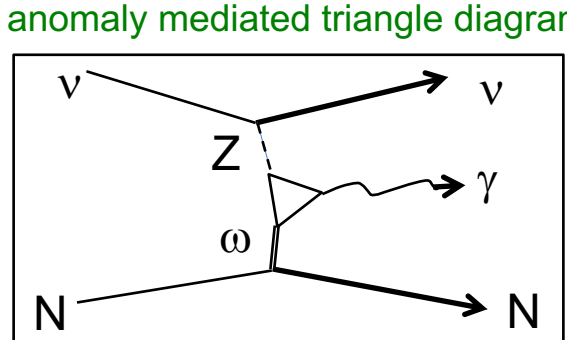
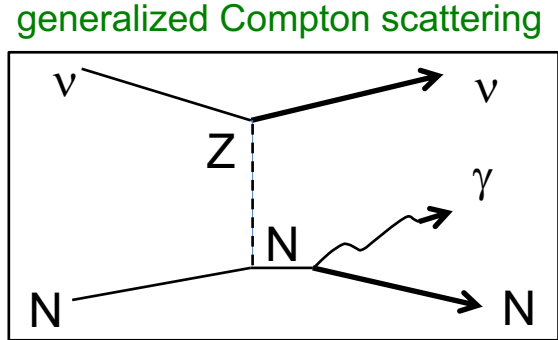
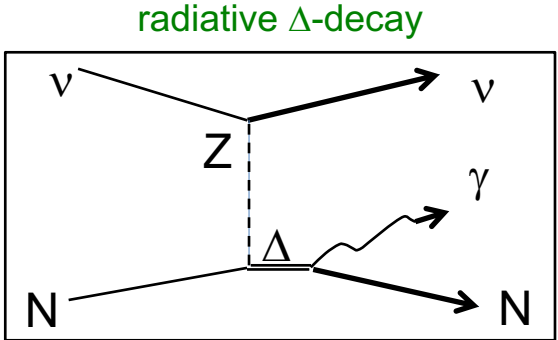
Δ resonance rate is constrained from measured NC π^0 rate

ν_e from μ decay is constrained from ν_μ CCQE measurement

ν_e from K decay is constrained from SciBooNE high energy ν_μ event measurement

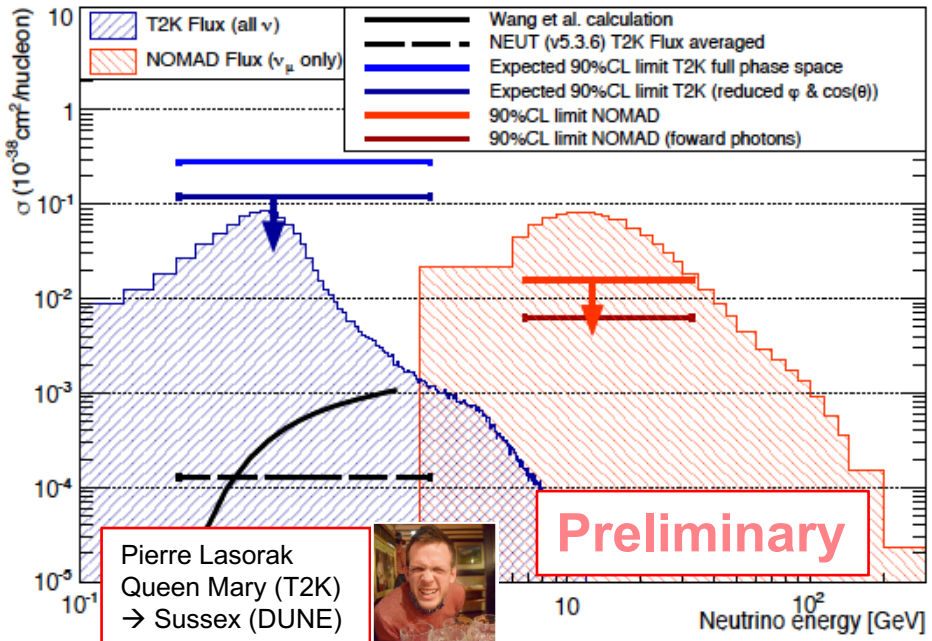
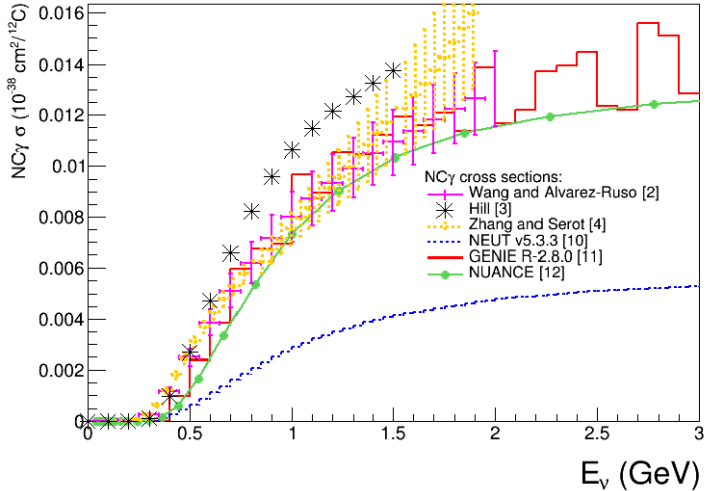


4. Neutrino NC single gamma production



A lot of new calculations
 - all theoretical models and generators more or less agree. NEUT has been fixed.

T2K near detector measurement
 - T2K can only set a limit. Waiting Fermilab SBN to measure this channel.



[2] E. Wang, L. Alvarez-Ruso and J. Nieves, Phys.Rev. C89, (2014)015503 [arXiv:1311.2151]
 [3] R. J. Hill, Phys.Rev. D81, (2010)013008 [arXiv:0905.0291]
 [4] X. Zhang, B. D. Serot, Phys.Lett. B719, (2013)409 [arXiv:1210.3610]
 [10] Y. Hayato, Acta Phys.Polon. B40 (2009)2477
 [11] C. Andreopoulos *et al.* Nucl.Instrum.Meth. A614 (2010)87 [arXiv:0905.2517]
 [12] D. Casper, Nucl.Phys.Proc.Suppl. 112 (2002)161 [arXiv:0208030]

4. NC γ constraint

All backgrounds are internally constrained

→ intrinsic (beam ν_e) = flat

→ misID (gamma) = accumulate at low E

Process	Neutrino Mode	Antineutrino Mode
ν_μ & $\bar{\nu}_\mu$ CCQE	73.7 ± 19.3	12.9 ± 4.3
NC π^0	501.5 ± 65.4	112.3 ± 11.5
NC $\Delta \rightarrow N\gamma$	172.5 ± 24.1	34.7 ± 5.4
External Events	75.2 ± 10.9	15.3 ± 2.8
Other ν_μ & $\bar{\nu}_\mu$	89.6 ± 22.9	22.3 ± 3.5
ν_e & $\bar{\nu}_e$ from μ^\pm Decay	425.3 ± 100.2	91.4 ± 27.6
ν_e & $\bar{\nu}_e$ from K^\pm Decay	192.2 ± 41.9	51.2 ± 11.0
ν_e & $\bar{\nu}_e$ from K_L^0 Decay	54.5 ± 20.5	51.4 ± 18.0
Other ν_e & $\bar{\nu}_e$	6.0 ± 3.2	6.7 ± 6.0
1 Bkgd.	1590.5	398.2
Bkgd.	1577.8 ± 85.2	398.7 ± 28.6
ta	1959	478
	381.2 ± 85.2	79.3 ± 28.6

$$\frac{N(\Delta \rightarrow N\gamma)}{N(\Delta \rightarrow N\pi^0)} = \frac{3\Gamma_\gamma}{2\Gamma_{\pi^0}\epsilon}$$

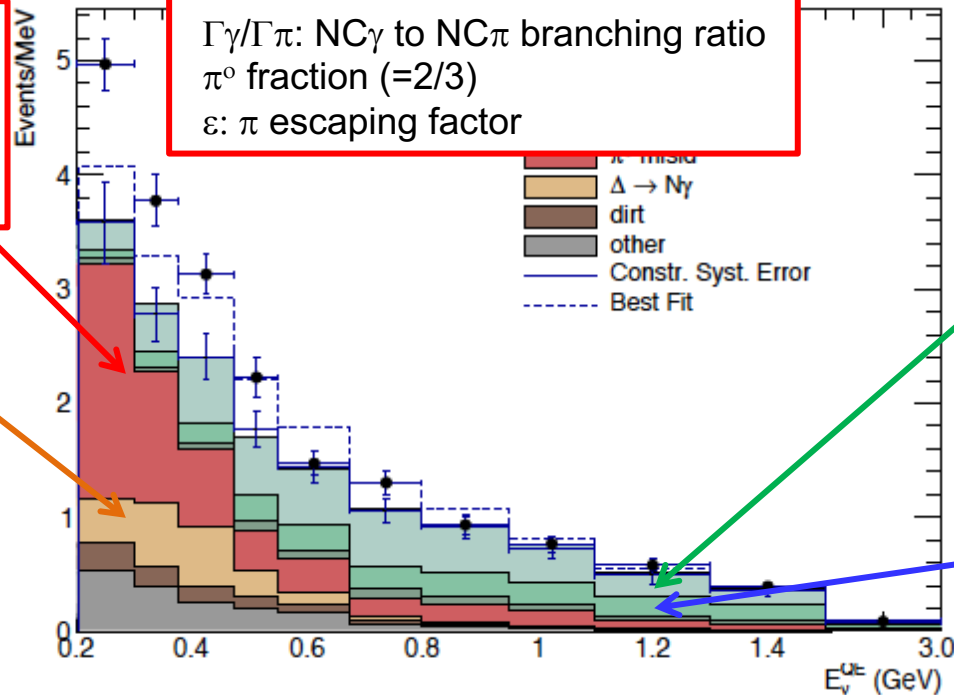
Γ_γ/Γ_π : NC γ to NC π branching ratio
 π^0 fraction (=2/3)
 ϵ : π escaping factor

Asymmetric π^0 decay is constrained from measured CC π^0 rate ($\pi^0 \rightarrow \gamma$)

Δ resonance rate is constrained from measured NC π^0 rate

ν_e from μ decay is constrained from ν_μ CCQE measurement

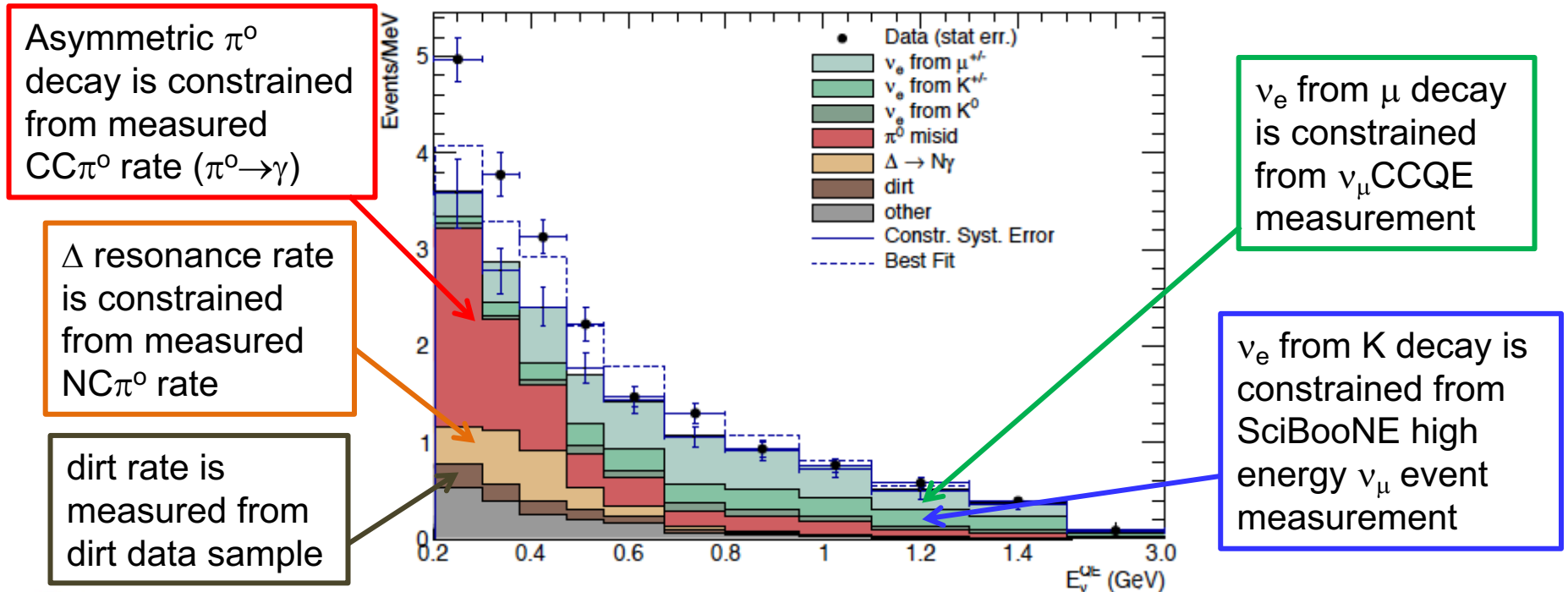
ν_e from K decay is constrained from SciBooNE high energy ν_μ event measurement



4. External γ constraint

All backgrounds are internally constrained
 → intrinsic (beam ν_e) = flat
 → misID (gamma) = accumulate at low E

Process	Neutrino Mode	Antineutrino Mode
ν_μ & $\bar{\nu}_\mu$ CCQE	73.7 ± 19.3	12.9 ± 4.3
NC π^0	501.5 ± 65.4	112.3 ± 11.5
NC $\Delta \rightarrow N\gamma$	172.5 ± 24.1	34.7 ± 5.4
External Events	75.2 ± 10.9	15.3 ± 2.8
Other ν_μ & $\bar{\nu}_\mu$	89.6 ± 22.9	22.3 ± 3.5
ν_e & $\bar{\nu}_e$ from μ^\pm Decay	425.3 ± 100.2	91.4 ± 27.6
ν_e & $\bar{\nu}_e$ from K^\pm Decay	192.2 ± 41.9	51.2 ± 11.0
ν_e & $\bar{\nu}_e$ from K_L^0 Decay	54.5 ± 20.5	51.4 ± 18.0
Other ν_e & $\bar{\nu}_e$	6.0 ± 3.2	6.7 ± 6.0
Unconstrained Bkgd.	1590.5	398.2
Constrained Bkgd.	1577.8 ± 85.2	398.7 ± 28.6
Total Data	1959	478
Excess	381.2 ± 85.2	79.3 ± 28.6

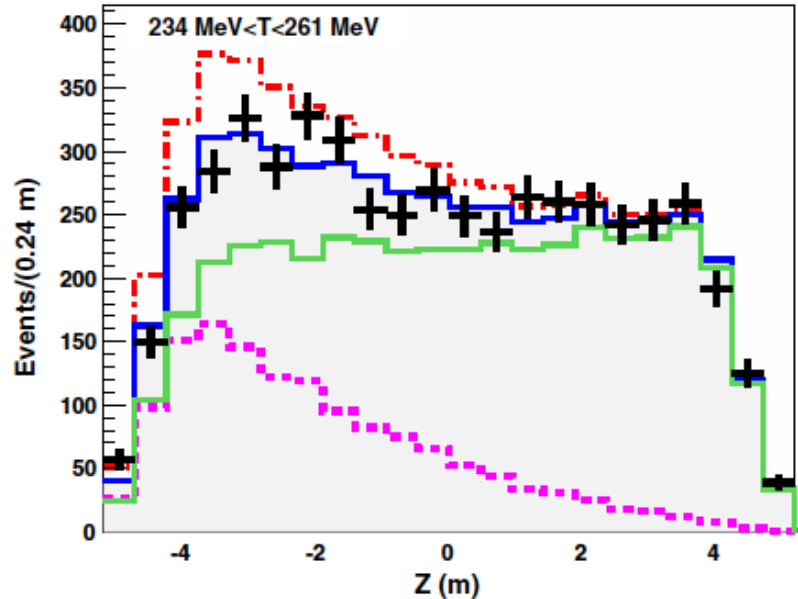
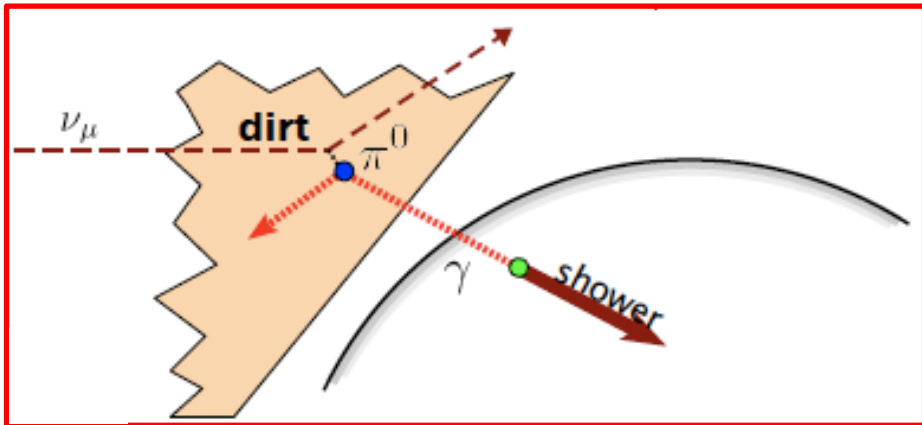


4. External γ constraint

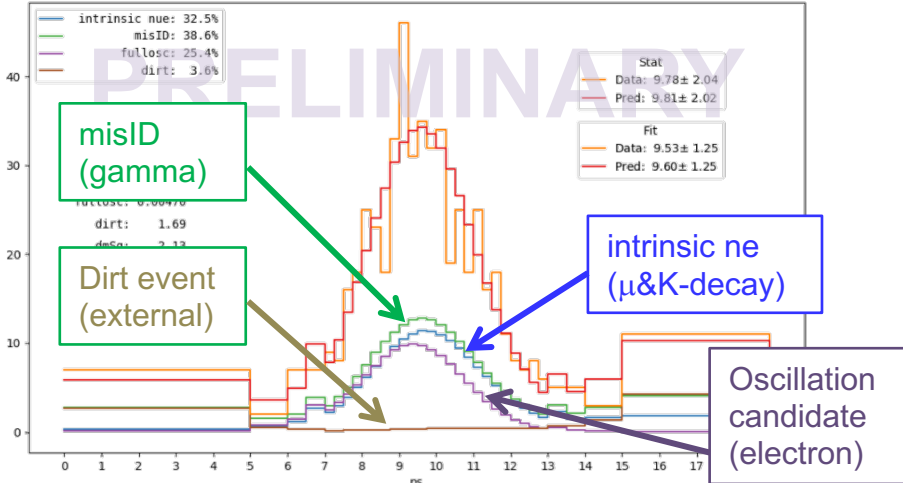
MiniBooNE detector has a simple geometry
- Spherical Cherenkov detector
- Homogeneous, large active veto

We have number of internal measurement to understand distributions of external events.

e.g.) NC elastic candidates with function of Z
Mis-modelling of external background is visible



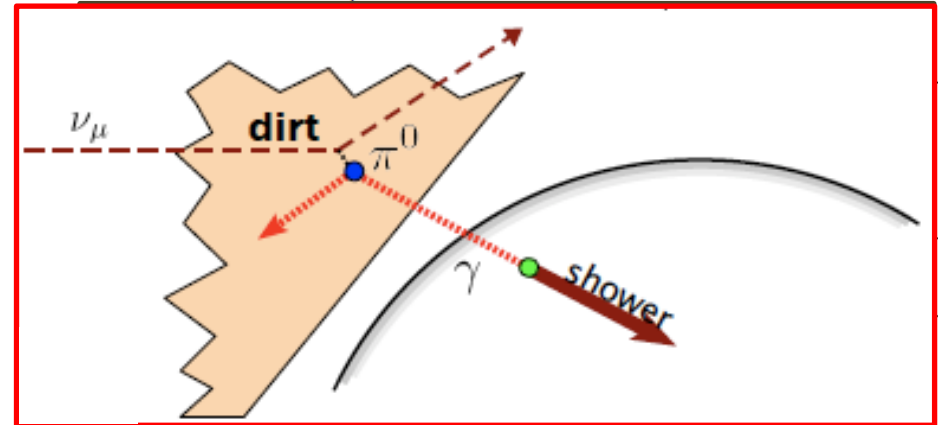
e.g.) Time of Flight
Dirt related events is consistent with ToF data including oscillation hypothesis



4. External γ constraint

Process	Neutrino Mode	Antineutrino Mode
ν_μ & $\bar{\nu}_\mu$ CCQE	73.7 ± 19.3	12.9 ± 4.3
NC π^0	501.5 ± 65.4	112.3 ± 11.5
NC $\Delta \rightarrow N\gamma$	172.5 ± 24.1	34.7 ± 5.4

All backgrounds are internally constrained
 → intrinsic (beam ν_e) = flat
 → misID (gamma) = accumulate at low E



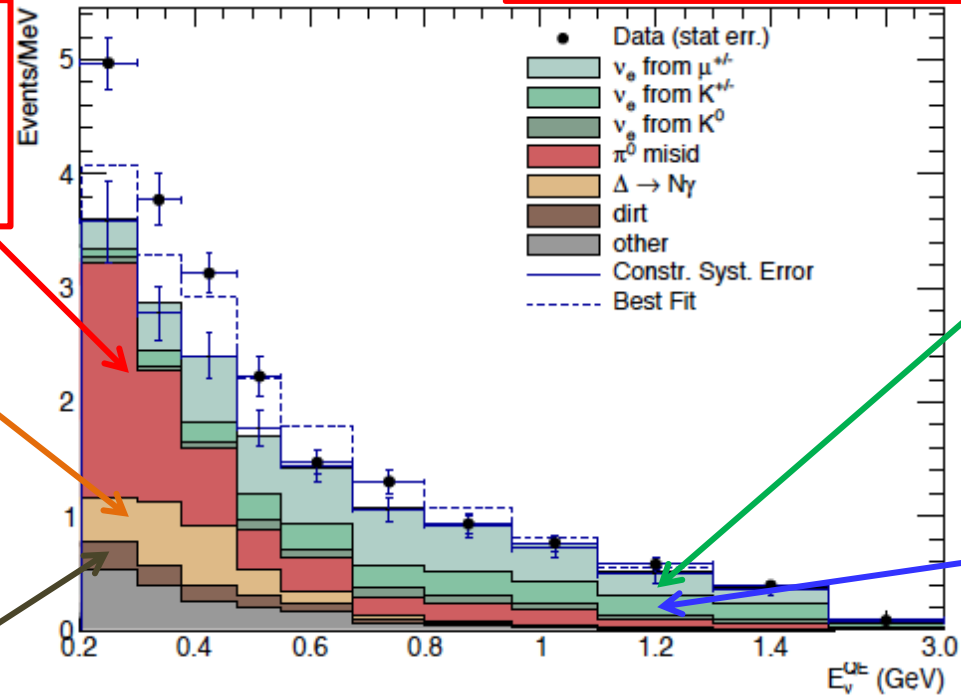
Asymmetric π^0 decay is constrained from measured CC π^0 rate ($\pi^0 \rightarrow \gamma$)

Δ resonance rate is constrained from measured NC π^0 rate

dirt rate is measured from dirt data sample

ν_e from μ decay is constrained from ν_μ CCQE measurement

ν_e from K decay is constrained from SciBooNE high energy ν_μ event measurement



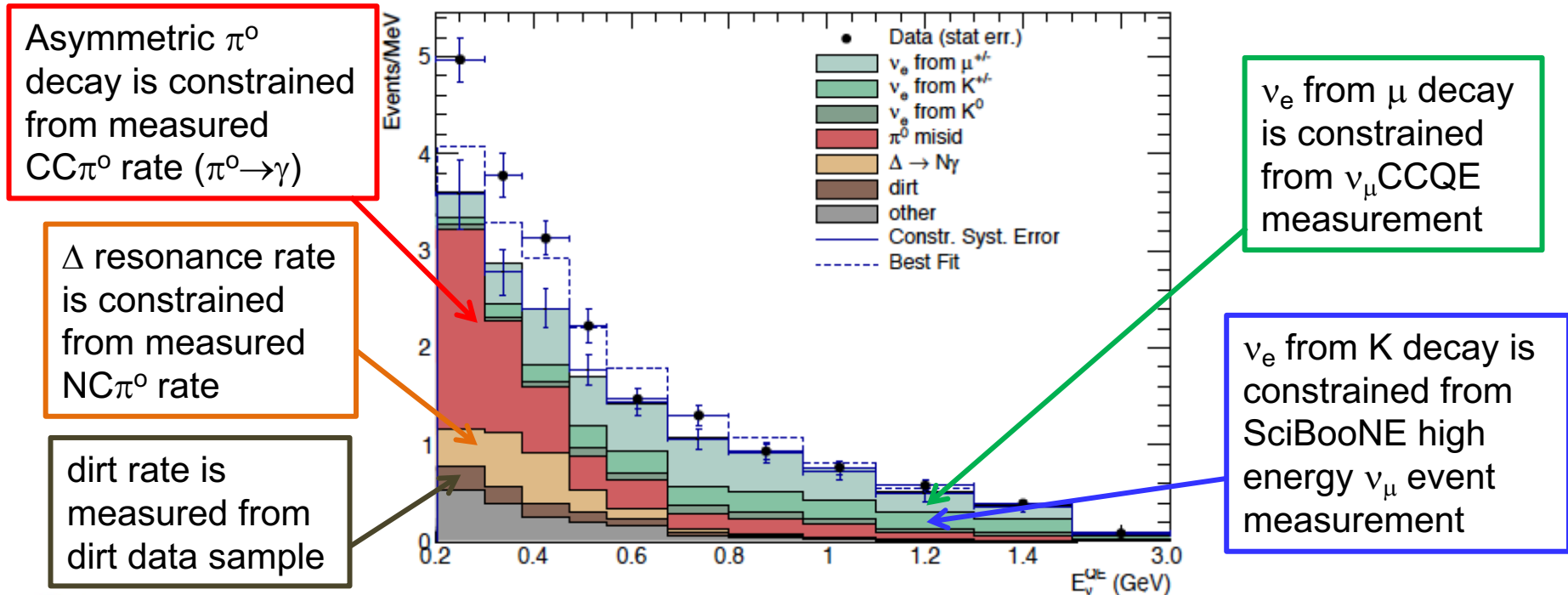
4. Internal background constraints

All backgrounds are internally constrained

→ intrinsic (beam ν_e) = flat

→ misID (gamma) = accumulate at low E

Process	Neutrino Mode	Antineutrino Mode
ν_μ & $\bar{\nu}_\mu$ CCQE	73.7 ± 19.3	12.9 ± 4.3
NC π^0	501.5 ± 65.4	112.3 ± 11.5
NC $\Delta \rightarrow N\gamma$	172.5 ± 24.1	34.7 ± 5.4
External Events	75.2 ± 10.9	15.3 ± 2.8
Other ν_μ & $\bar{\nu}_\mu$	89.6 ± 22.9	22.3 ± 3.5
ν_e & $\bar{\nu}_e$ from μ^\pm Decay	425.3 ± 100.2	91.4 ± 27.6
ν_e & $\bar{\nu}_e$ from K^\pm Decay	192.2 ± 41.9	51.2 ± 11.0
ν_e & $\bar{\nu}_e$ from K_L^0 Decay	54.5 ± 20.5	51.4 ± 18.0
Other ν_e & $\bar{\nu}_e$	6.0 ± 3.2	6.7 ± 6.0
Unconstrained Bkgd.	1590.5	398.2
Constrained Bkgd.	1577.8 ± 85.2	398.7 ± 28.6
Total Data	1959	478
Excess	381.2 ± 85.2	79.3 ± 28.6



Major backgrounds are all measured in other data sample and their errors are constrained!

1. MiniBooNE neutrino experiment

2. Booster Neutrino Beamline (BNB)

3. MiniBooNE detector

4. Oscillation candidate search

5. Discussion

1. MiniBooNE
2. Beam
3. Detector
4. Oscillation
5. Discussion

5. Oscillation candidate event excess

$200 < E_{\nu QE} < 1250 \text{ MeV}$

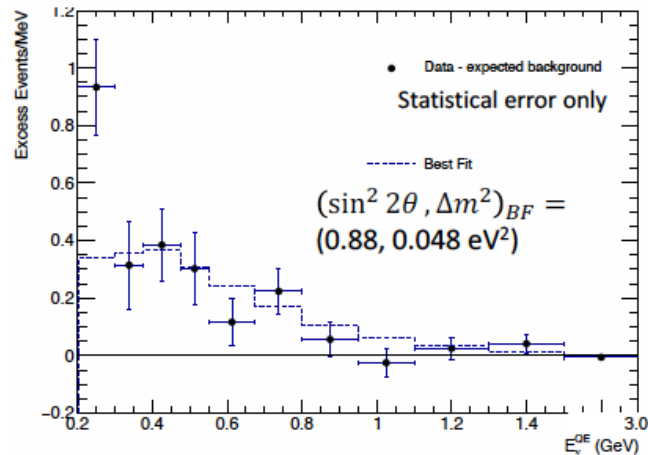
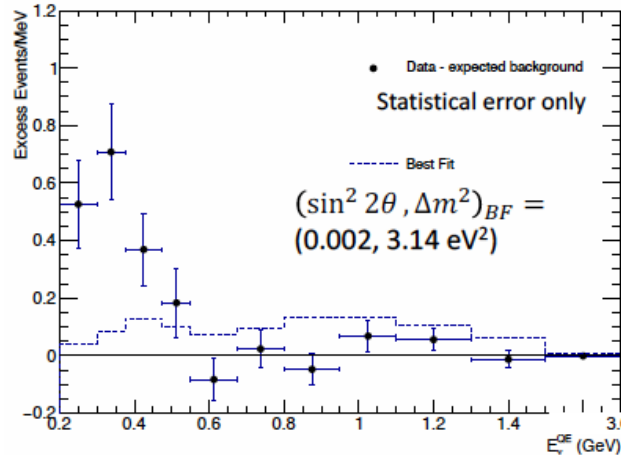
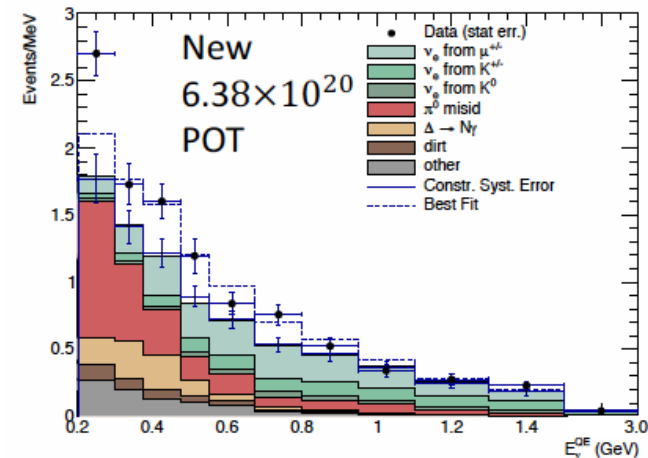
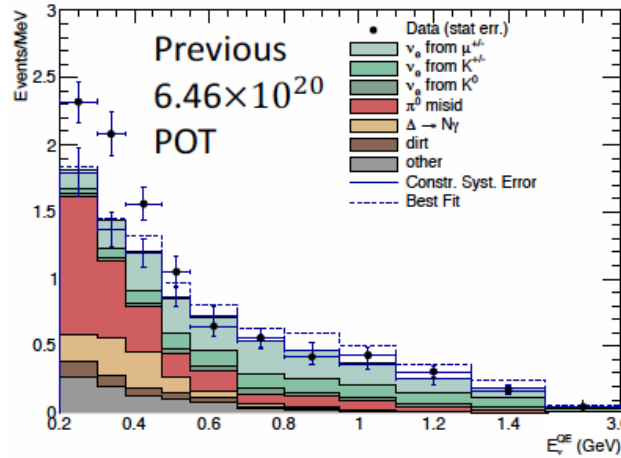
- neutrino mode: Data = 1956 events

Bkgd = $1577.8 \pm 39.7(\text{stat}) \pm 75.4(\text{syst}) \rightarrow 381.2 \pm 85.2 \text{ excess } (4.5\sigma)$

Old data (50.3%)
162.0 event excess

New data (49.7%)
219.2 event excess

KS test suggests
they are compatible
 $P(\text{KS})=76\%$



5. Oscillation candidate event excess

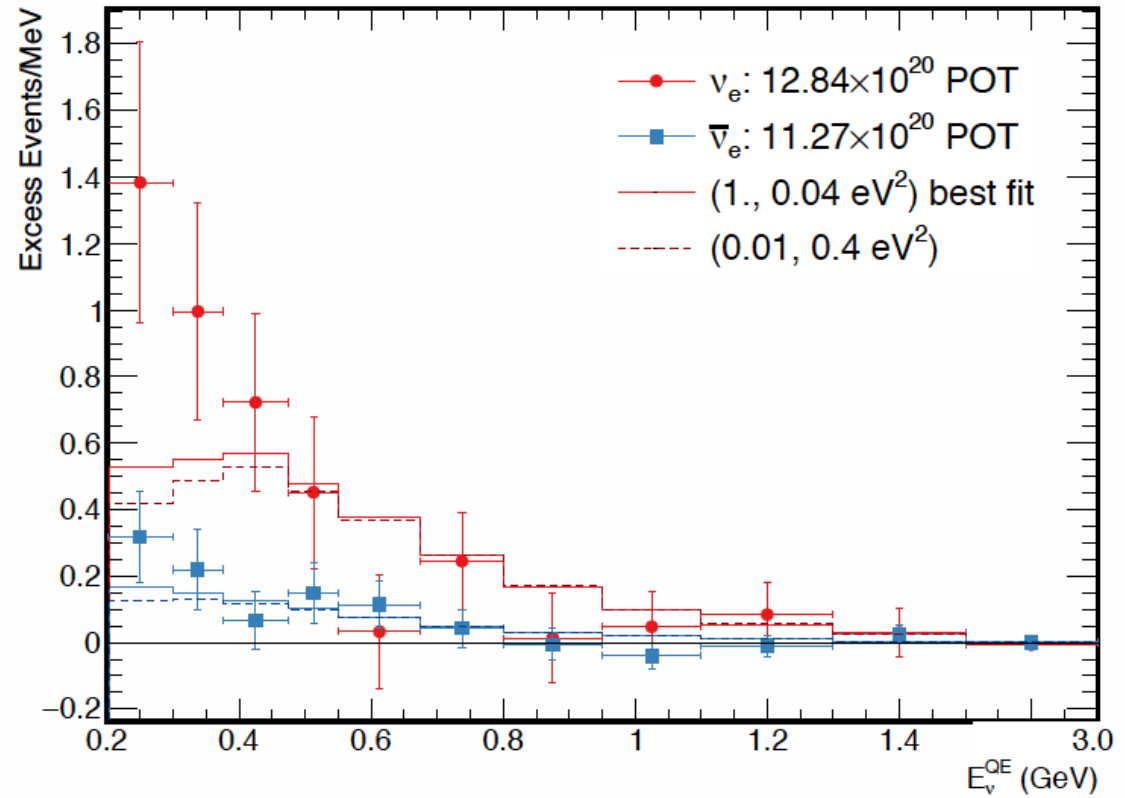
$200 < E_{\nu}^{QE} < 1250 \text{ MeV}$

- neutrino mode: Data = 1959 events

Bkgd = $1577.8 \pm 39.7(\text{stat}) \pm 75.4(\text{syst}) \rightarrow 381.2 \pm 85.2 \text{ excess } (4.5\sigma)$

- antineutrino mode: Data = 478 events

Bkgd = $398.7 \pm 20.0(\text{stat}) \pm 20.3(\text{syst}) \rightarrow 79.3 \pm 28.6 \text{ excess } (2.8\sigma)$



5. Oscillation candidate event excess

$200 < E_{\nu QE} < 1250$ MeV

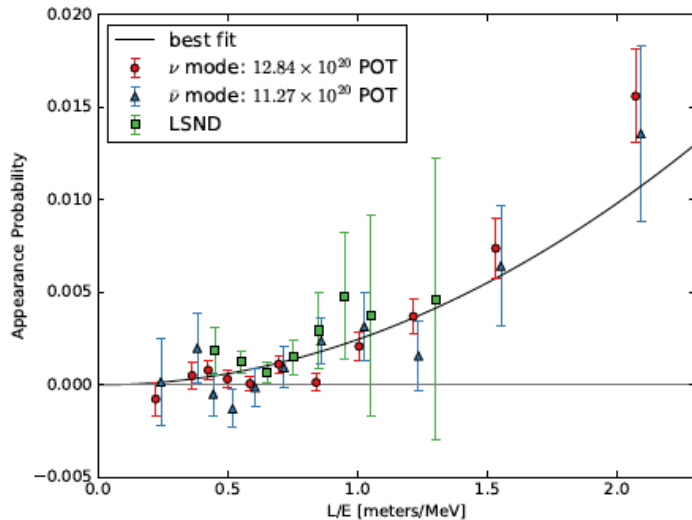
- neutrino mode: Data = 1959 events

Bkgd = $1577.8 \pm 39.7(\text{stat}) \pm 75.4(\text{syst}) \rightarrow 381.2 \pm 85.2$ excess (4.5σ)

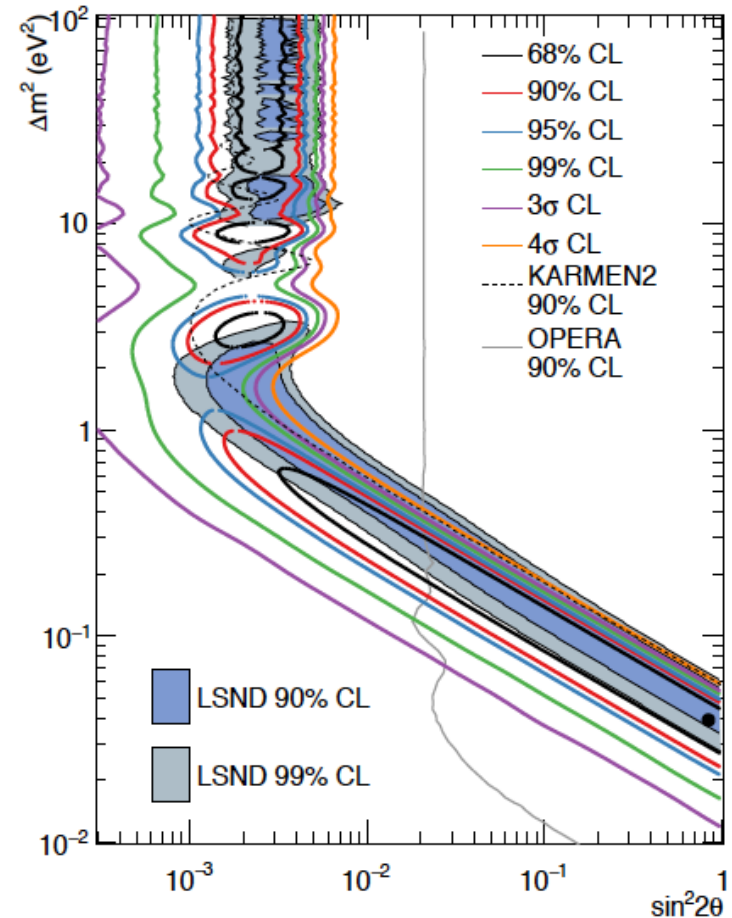
- antineutrino mode: Data = 478 events

Bkgd = $398.7 \pm 20.0(\text{stat}) \pm 20.3(\text{syst}) \rightarrow 79.3 \pm 28.6$ excess (2.8σ)

Compatible with LSND excess within 2-neutrino oscillation hypothesis



However, appearance and disappearance data have a strong tension (Maltoni, Neutrino 2018)



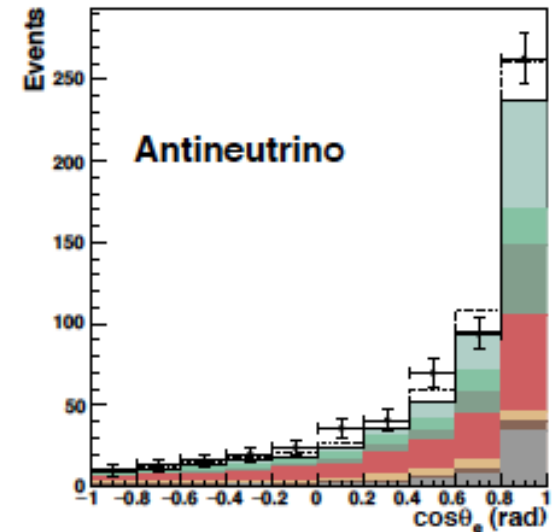
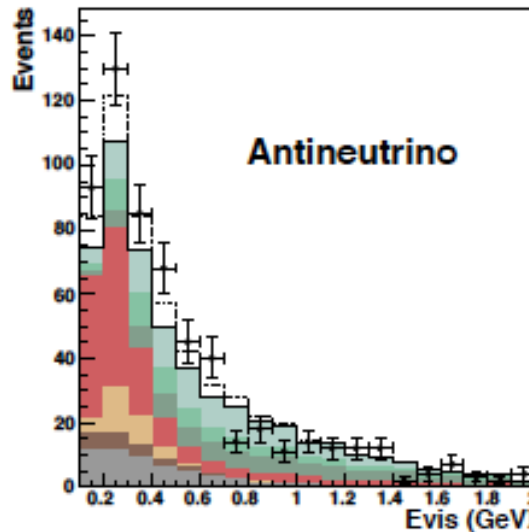
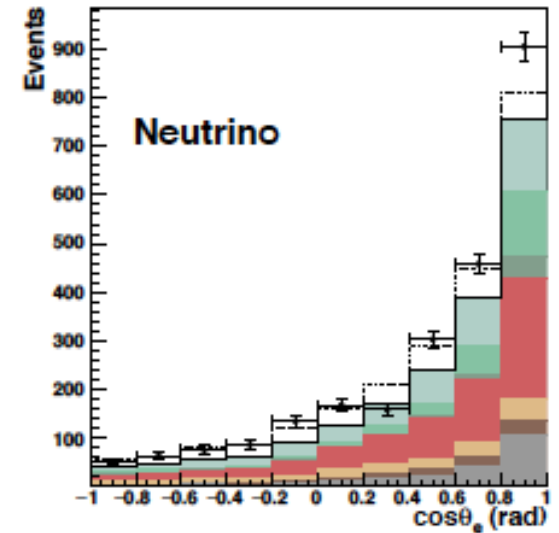
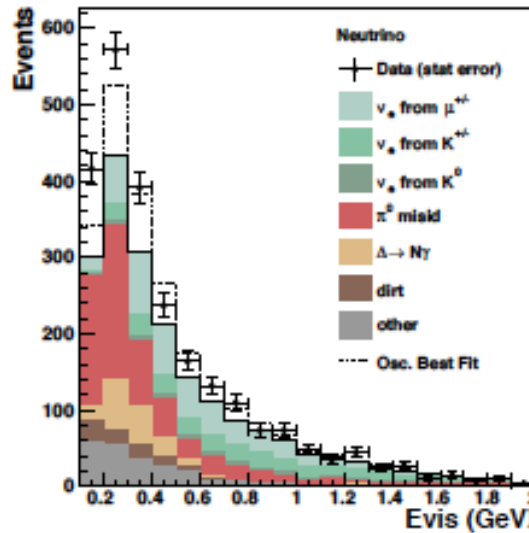
5. Alternative photon production models?

Excess look like more photons
(misID) than electrons

- peaked forward direction
- shape match with π^0 spectrum

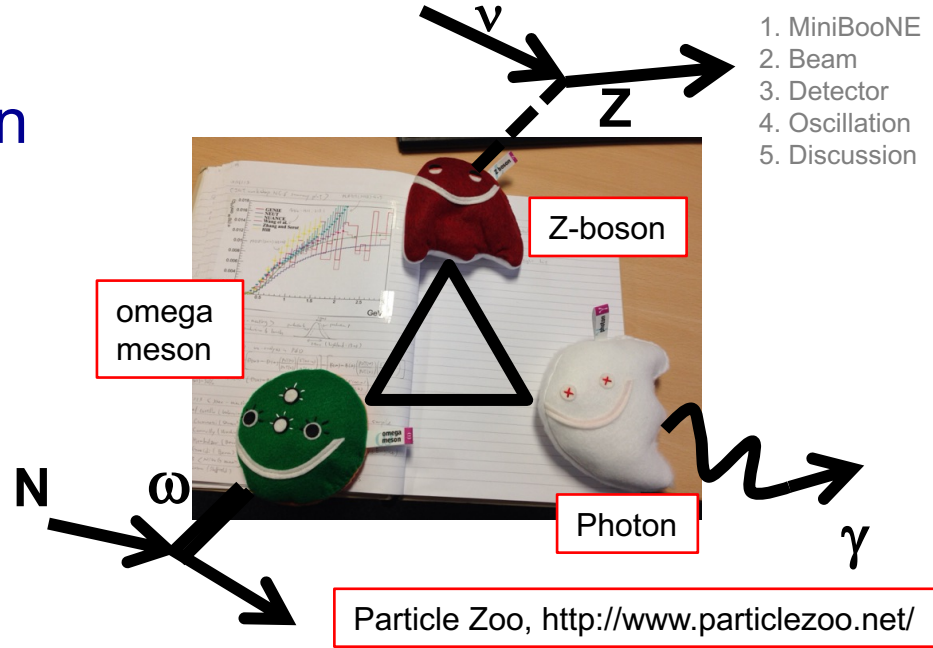
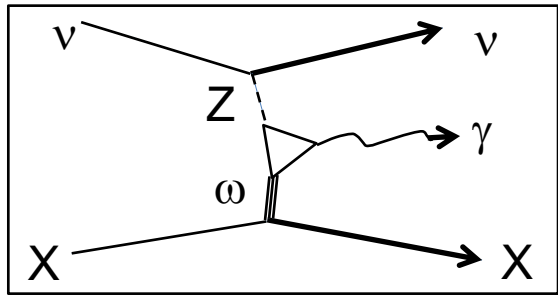
Any misID background missing?

- Internal π^0 ?
- external π^0 ?
- New NC γ process?
- New γ production process?



5. Anomaly mediated γ production

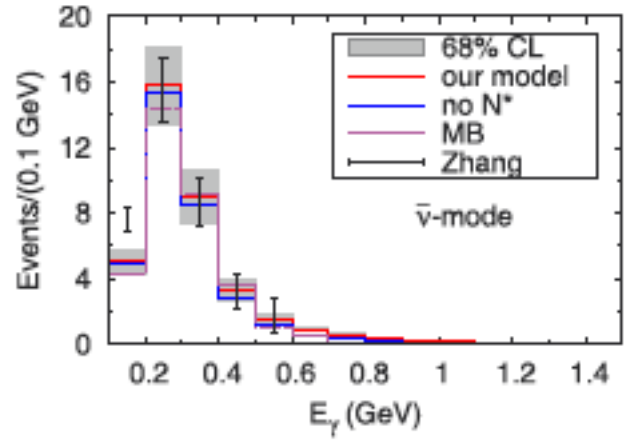
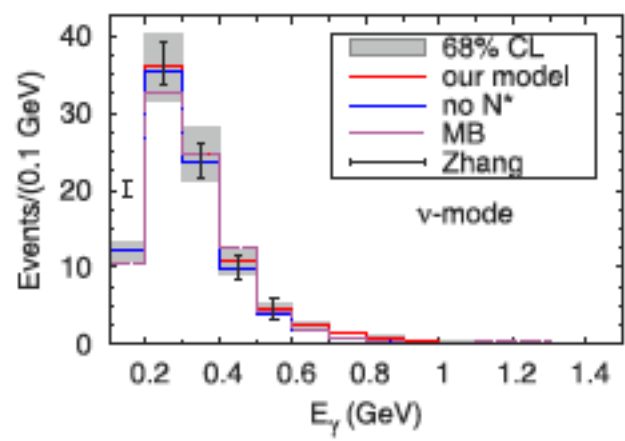
A process within SM, but not considered.



1. MiniBooNE
2. Beam
3. Detector
4. Oscillation
5. Discussion

Later study found the contribution is small.

Hill, PRD84(2011)017501
 Zhang and Serot, PLB719(2013)409
 Wang et al, PLB740(2015)16



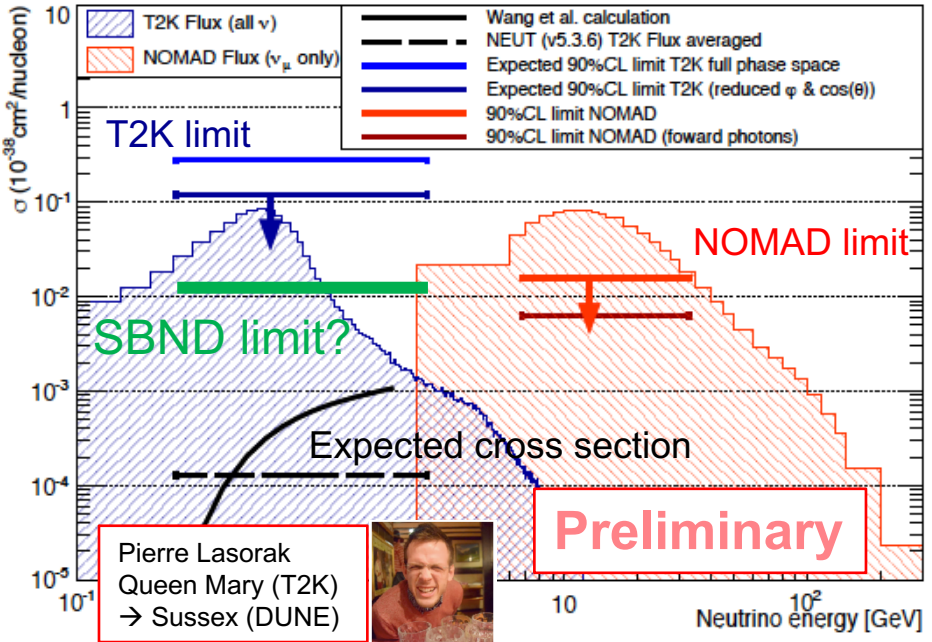
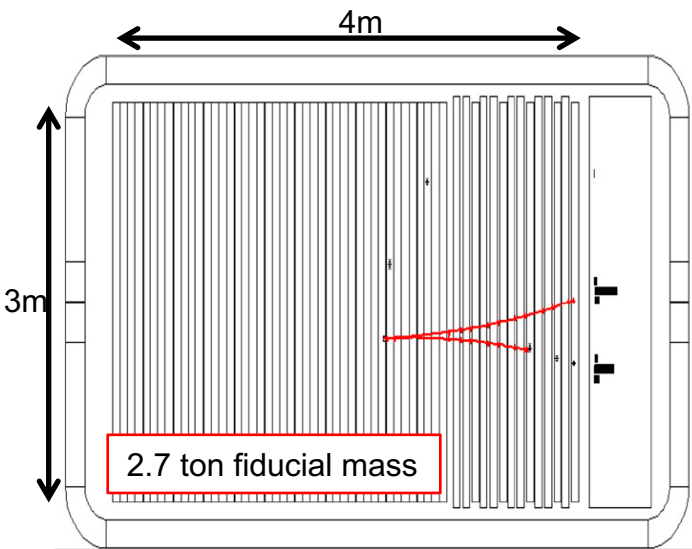
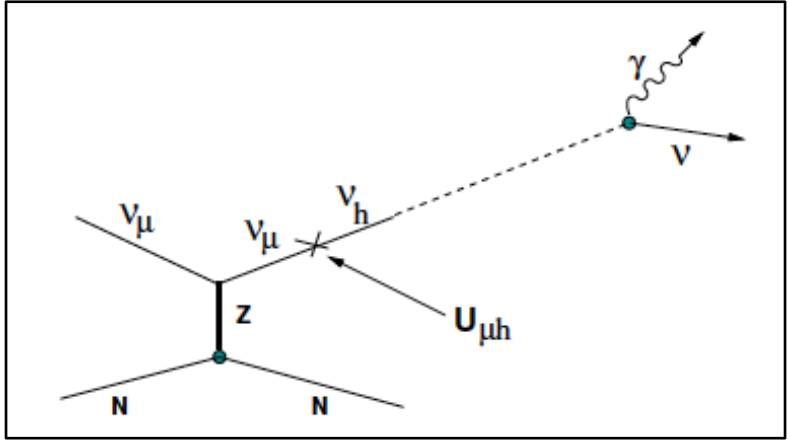
It looks it's easy to forget any processes with $\sigma \sim 10^{-41}$ cm²
 (e.g., diffractive π^0 production $\sigma \sim 10^{-41}$ cm² was identified very recently by MINERvA)

5. Heavy neutrino decay γ production

Carefully designed to avoid Karmen constraint.
- The model works, but there are many "tricks" to avoid existing constraints, making the model bit artificial.

This model motivated NOMAD to look for such process. They didn't find it and set limit. But this limit is higher energy region and below 3 GeV is still unknown.

NOMAD, PLB706(2012)268



1. MiniBooNE
2. Beam
3. Detector
4. Oscillation
5. Discussion

5. Alternative neutrino oscillation model?

e.g.) Lorentz violation motivated neutrino oscillation model
 Making a new texture in Hamiltonian to control oscillations.
 - my “tandem” model reproduce all data and LSND at the time of 2006 → not really reproduce details.

tandem model effective Hamiltonian

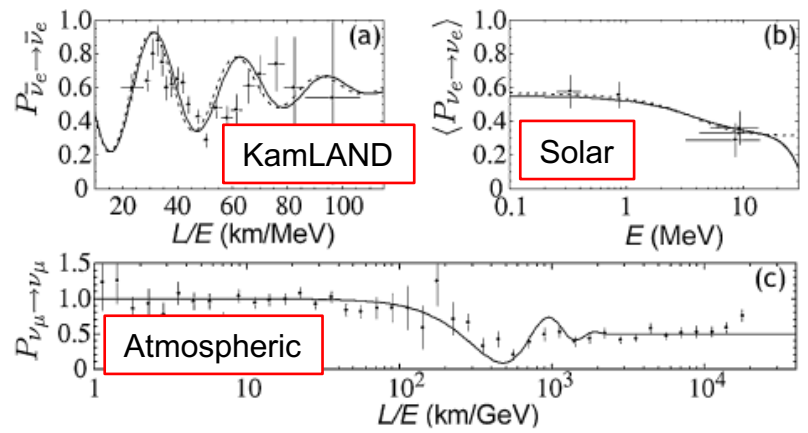
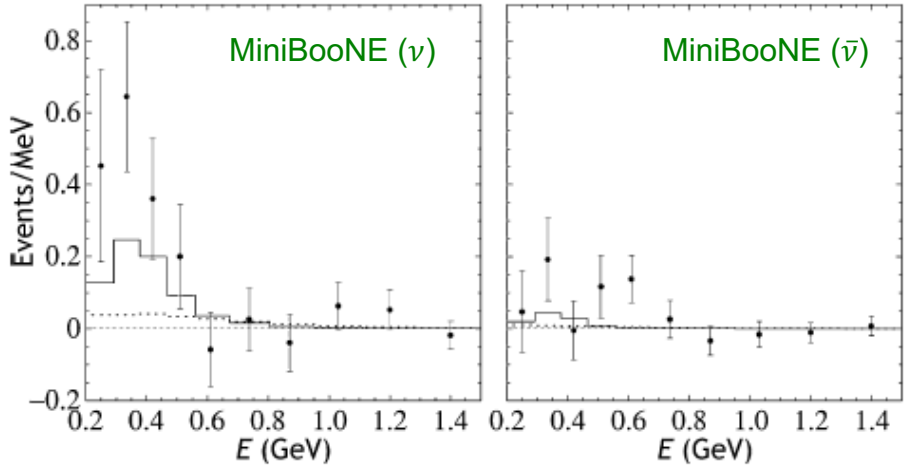
$$h_{\text{eff}}^{\nu} = \begin{pmatrix} -\frac{4}{3}(c_L)_{ee}E & (a_L)_{e\mu} & (a_L)_{e\tau} \\ (a_L)_{\mu e} & 0 & (a_L)_{\mu\tau} \\ (a_L)_{\tau e} & (a_L)_{\tau\mu} & (m^2)_{\tau\tau}/2E \end{pmatrix}.$$

puma model effective Hamiltonian

$$h_{\text{eff}}^{\nu} = A \begin{pmatrix} 1 & 1 & 1 \\ 1 & 1 & 1 \\ 1 & 1 & 1 \end{pmatrix} + B \begin{pmatrix} 1 & 1 & 1 \\ 1 & 0 & 0 \\ 1 & 0 & 0 \end{pmatrix} + C \begin{pmatrix} 1 & 0 & 0 \\ 0 & 0 & 0 \\ 0 & 0 & 0 \end{pmatrix},$$

Advanced “puma” model was proposed, but this doesn’t reproduce long-baseline ν_e appearance data.

where $A(E) = m^2/2E$, $B(E) = \hat{a}E^2$, and $C(E) = \hat{c}E^5$



Alternative oscillation models were popular in the beginning of oscillation physics time, but after Super-K’s L/E oscillatory shape measurement (2004), possible phenomenological models are extremely limited and all survived models have lots of “tricks” to avoid all constraints.



Conclusion

MiniBooNE is the short-baseline neutrino oscillation experiments

After 15 years of running

- neutrino mode: 381.2 ± 85.2 excess (4.5σ)
- antineutrino mode: 79.3 ± 28.6 excess (2.8σ)

MiniBooNE has many legacies in this community

- Many useful tools
- Many useful people
- Many new topics – Neutrino cross section measurements
 - Dark Matter production/detection search with neutrino detector

MiniBooNE, PRL118(2017)221803 (ongoing)

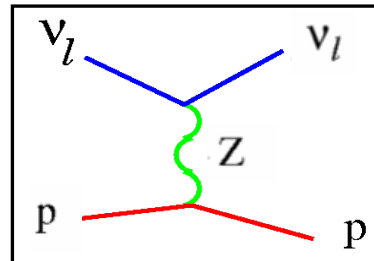
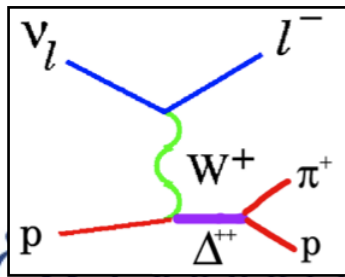
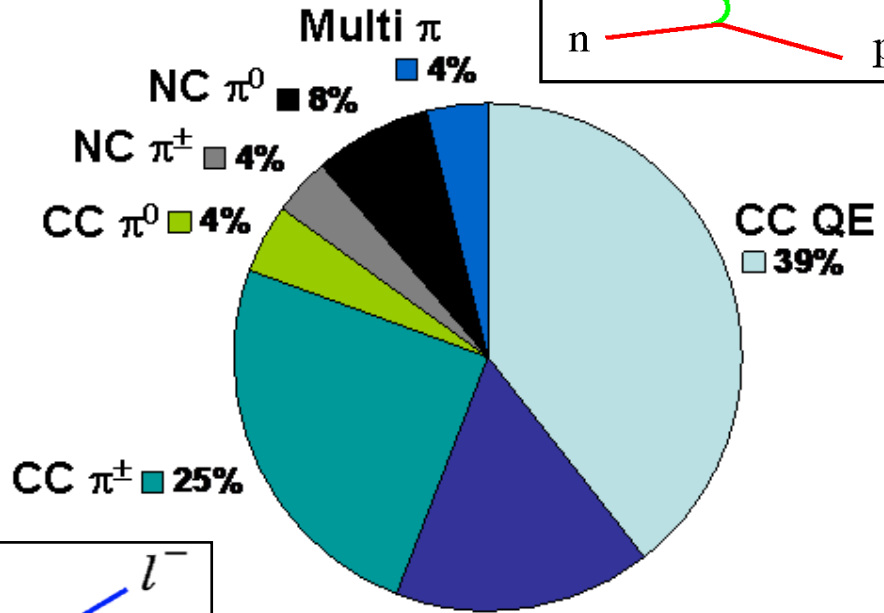
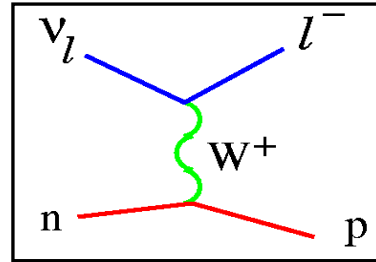
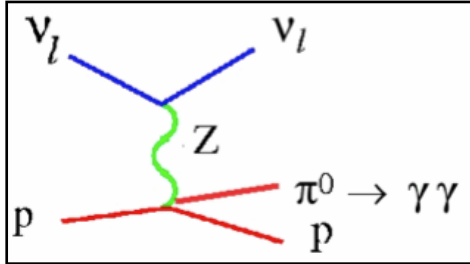
But the biggest legacy is the **short-baseline anomaly**

Thank you for your attention!

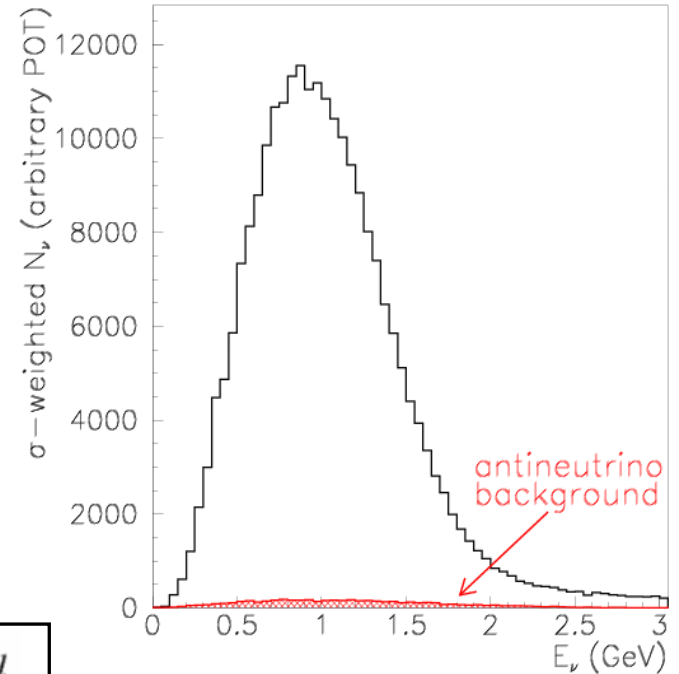
1. MiniBooNE
2. Beam
3. Detector
4. Oscillation
5. Discussion

backup

1. Cross section model



Predicted event rates before cuts
(NUANCE Monte Carlo)
Casper, Nucl.Phys.Proc.Suppl.112(2002)161



Event neutrino energy (GeV)

4. PID cuts Oscillation candidate events

4 PID cuts

- (a) Before PID cuts
- (b) After L(e/mu) cut
- (c) After L(e/ π^0) cut
- (d) After $m_{\gamma\gamma}$ cut

Old and new data agree within 2% over 8 years separation.

