

LCABD WP 4.2 - Spectrometer and BPM Studies

- *Motivation*
- *BPM and Electronics Development*
- *BPM Simulation*
- *Update on NanoBPM Progress*
- *Update on ESA Progress*
- *Future Plans*

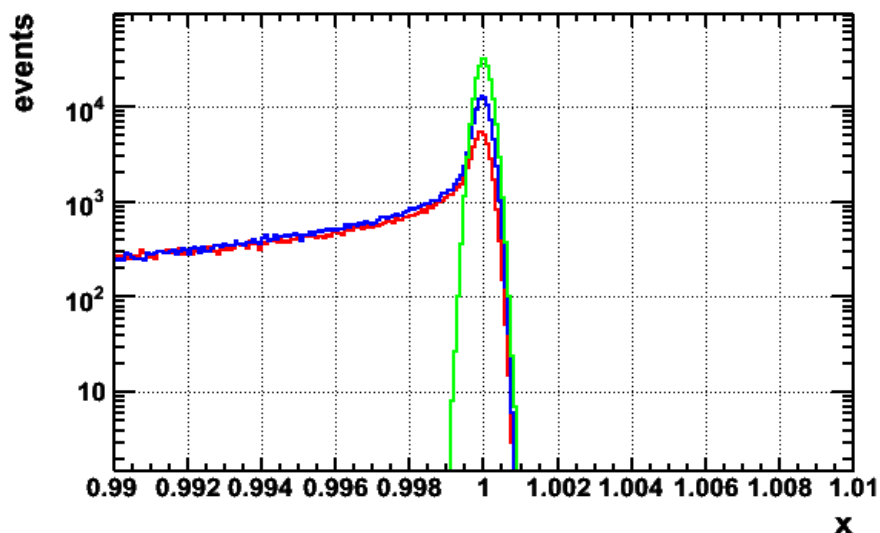
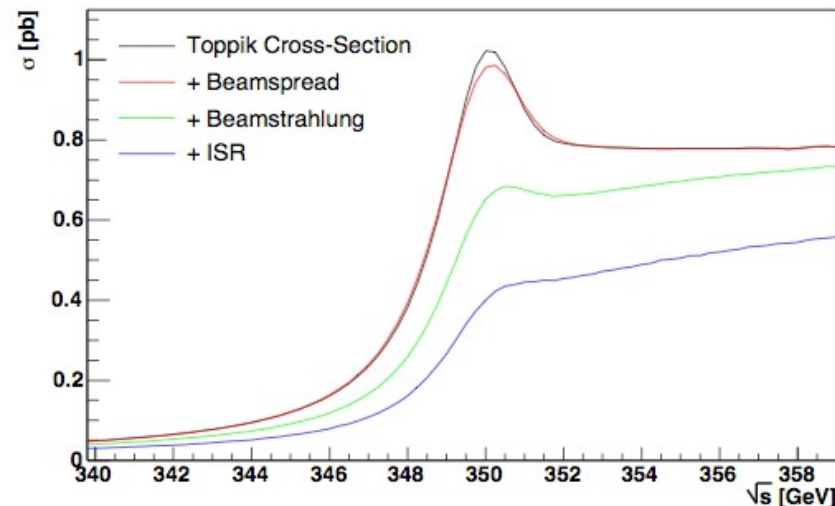
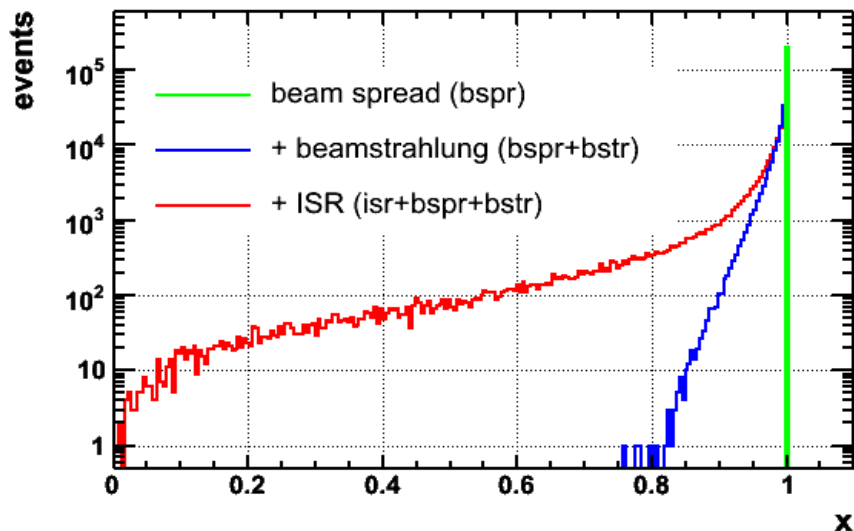
The Collaboration

Royal Holloway, University of London (RHUL)
Stewart Boogert, Gary Boorman

University of Cambridge, UK
Mark Thomson, Mark Slater, David Ward

University College, London (UCL)
Derek Attree, Filimon Gournais, Alexey Lyapin, Bino Maiheu, David Miller,
Matthew Wing,

Motivation - Physics Case



→ **Uncertainty on beam energy measurement contributes directly to the uncertainty on the ILC physics output...**

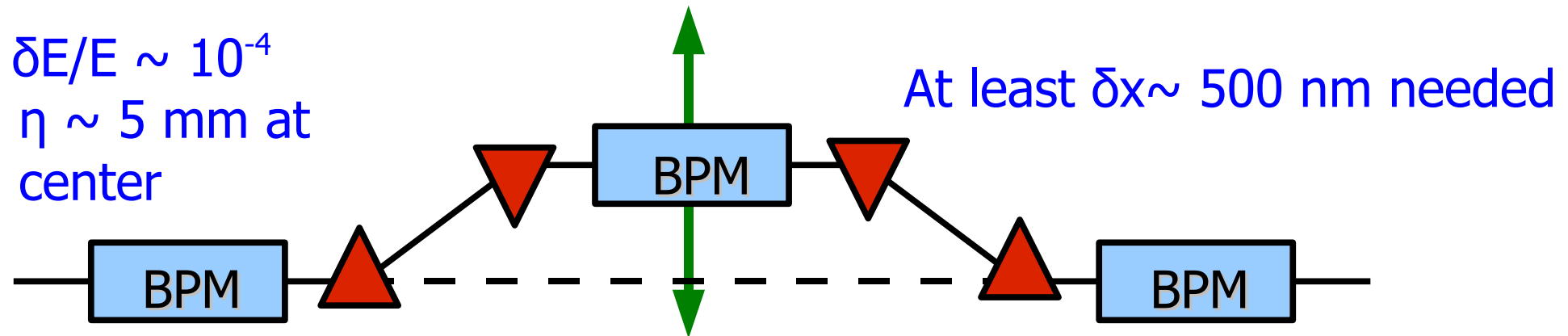
→ **Need for:**

- **Energy measurement accuracy 10^{-4}**
- **Stability and ease of operation**
- **Minimal impact on physics data taking**

Motivation - Beam Based Energy Measurement

→ WP 4.2 Mission Statement:

Study and design **magnetic chicane** for beam energy measurement using **BPMs** for a future linear collider




→ **NanoBPM at ATF**: test resolution, try different analysis methods, BPM stability tests, multibunch operation, advanced electronics techniques, inclination of beam in BPMs

→ **ESA at ATF**: test stability and operational issues with a full implementation of 4 magnet chicane and 3 BPM stations

NanoBPM Update - Hardware Improvements

Locking Box

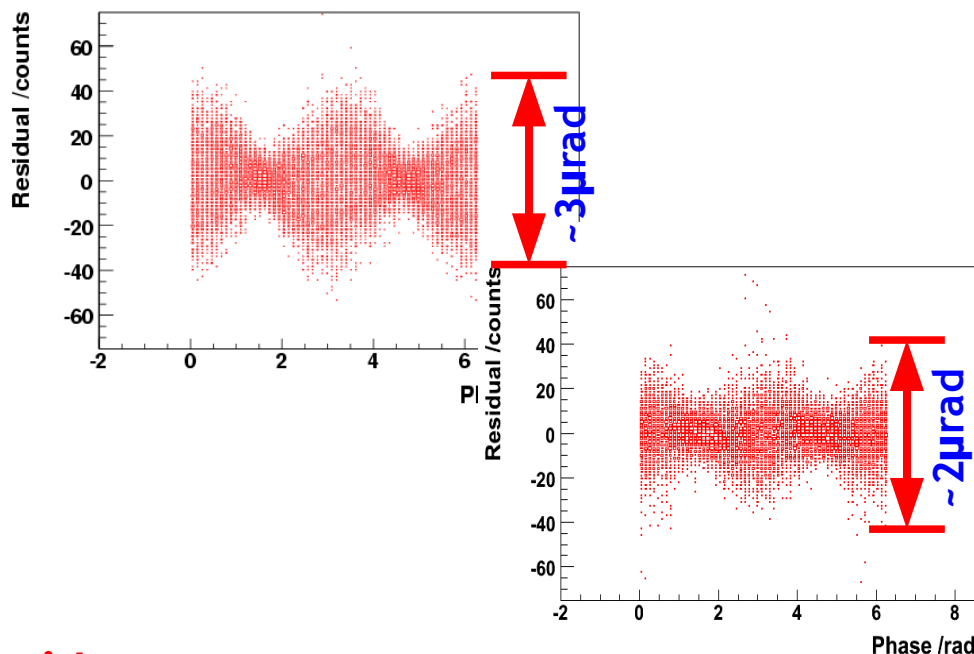
- Built by Bob Meller (Cornell)
- Provides the **LO signals** for the electronics
- This **phase locks** all the electronics to the master 714MHz signal
- A reduction of a factor of **1.5** in **phase noise** was found



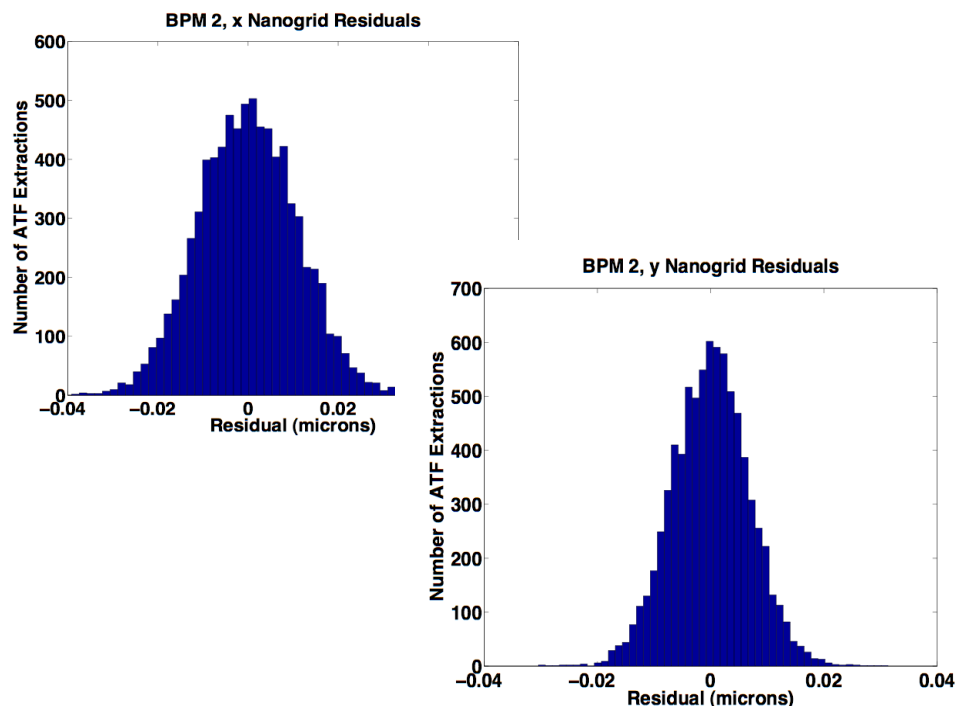
**Nanogrid
Sensor
Heads**

Nanogrids

- Very precise monitoring of BPM positions relative to the frame
- Allowed a measurement of the **rigid body motion** of the structure
- This gives a significant contribution to the achievable resolution ($\sim 5\text{nm}$)



NanoBPM Update - Results



Rigid Body Motion

→ By using a *similar regression technique used to find the resolution, the rigid body motion could be measured:*

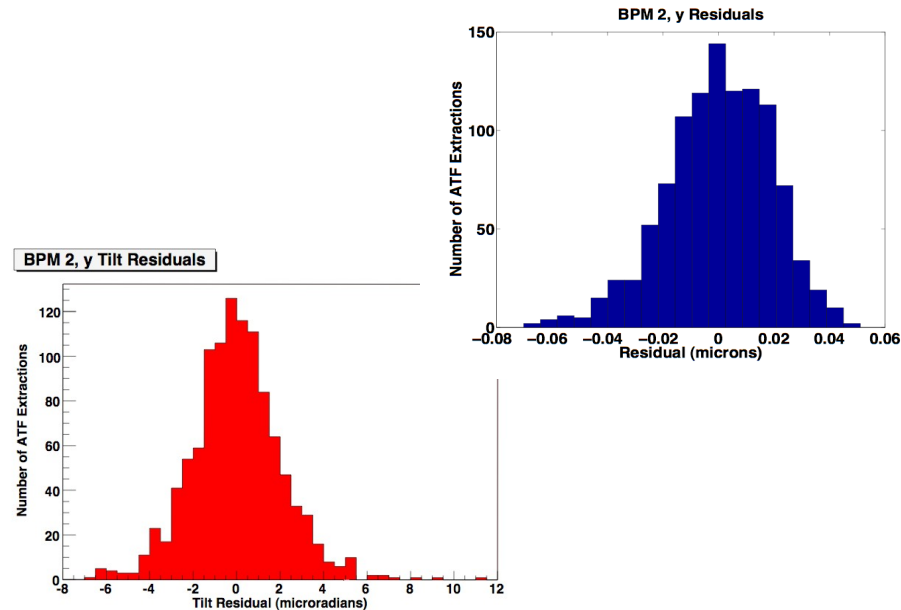
< 8.4 nm x
< 4.8 nm y

Resolution Results

→ *Best resolution recorded so far was during April '06:*

- **Position:** 15.6nm
- **Tilt:** 2.1 μ rad

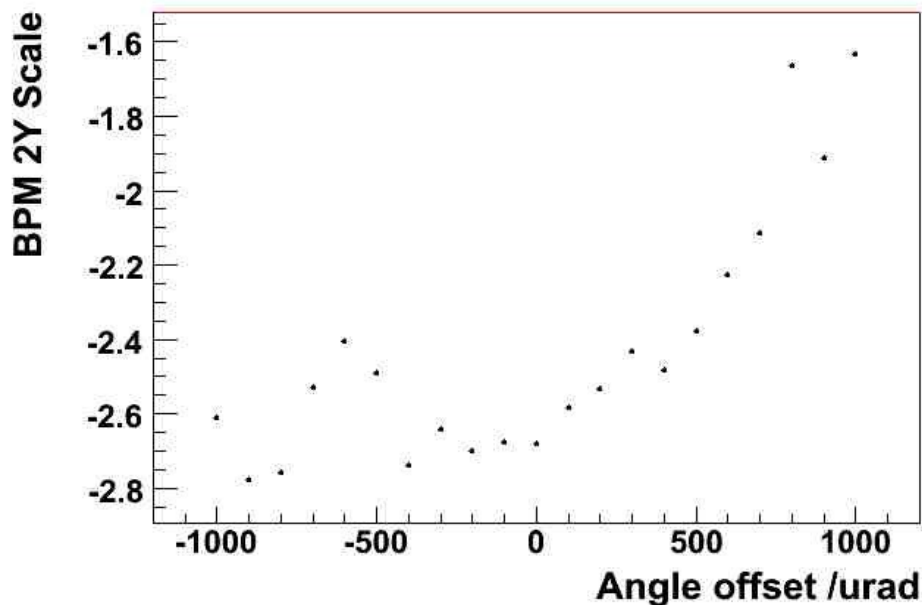
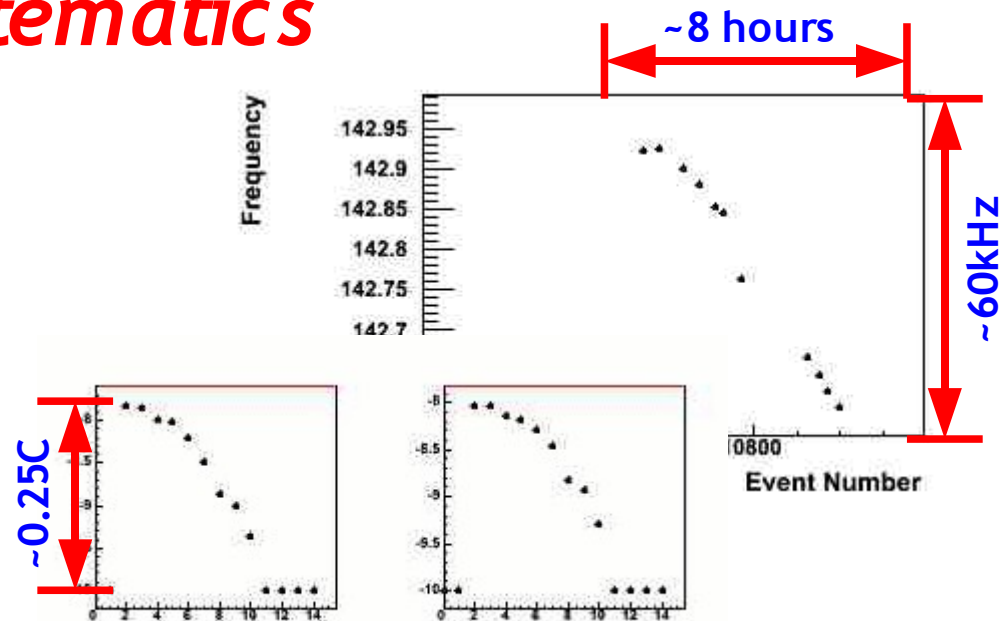
→ *From simulation work, electronic, thermal and vibrational noise **not dominant**. Work in progress...*



NanoBPM Update - Systematics

Temperature

- Frequency changes over the course of 8 hours have been correlated with temperature changes of the BPMs
- The change seen is in reasonable agreement with that predicted from thermal expansion arguments



BPM Tilt

- The dependence of the calibration on BPM tilt was investigated
- A significant dependence of the scale factor was found, the source of which is still under investigation

ESA Update - April Run


Relocated BPM4

→ There were a large number of hardware updates for the April Run:

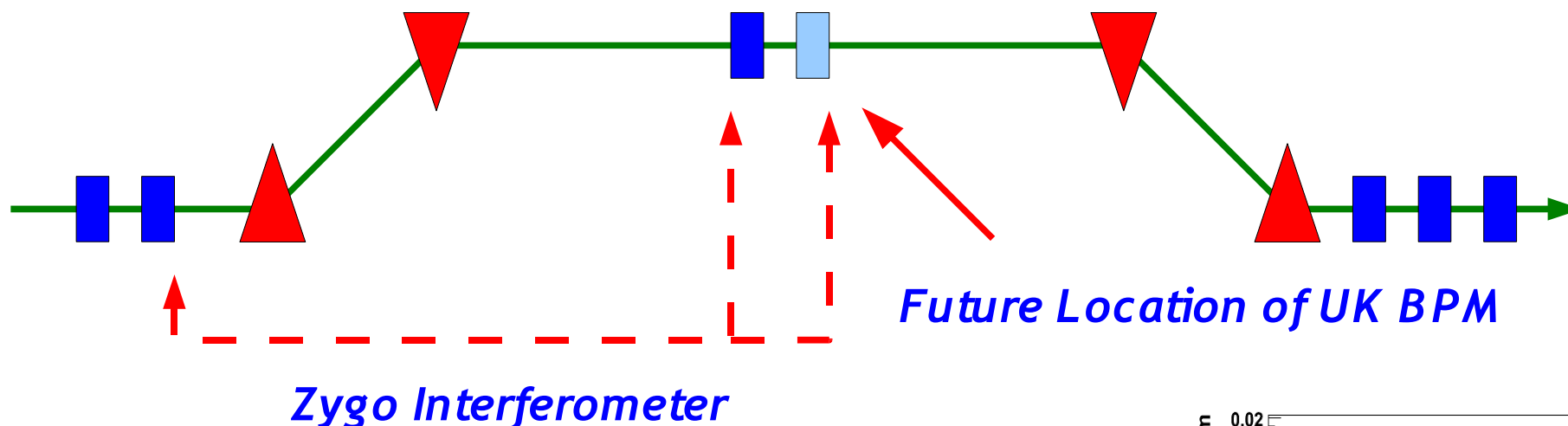
- Installed and tested the full spectrometer chicane
- Commissioned an additional energy BPM at high dispersion
- Relocated interferometer
- Commissioned the UK electronics
- Developed a new calibration scheme using Helmholtz coils rather than correctors

Zygo Interferometer

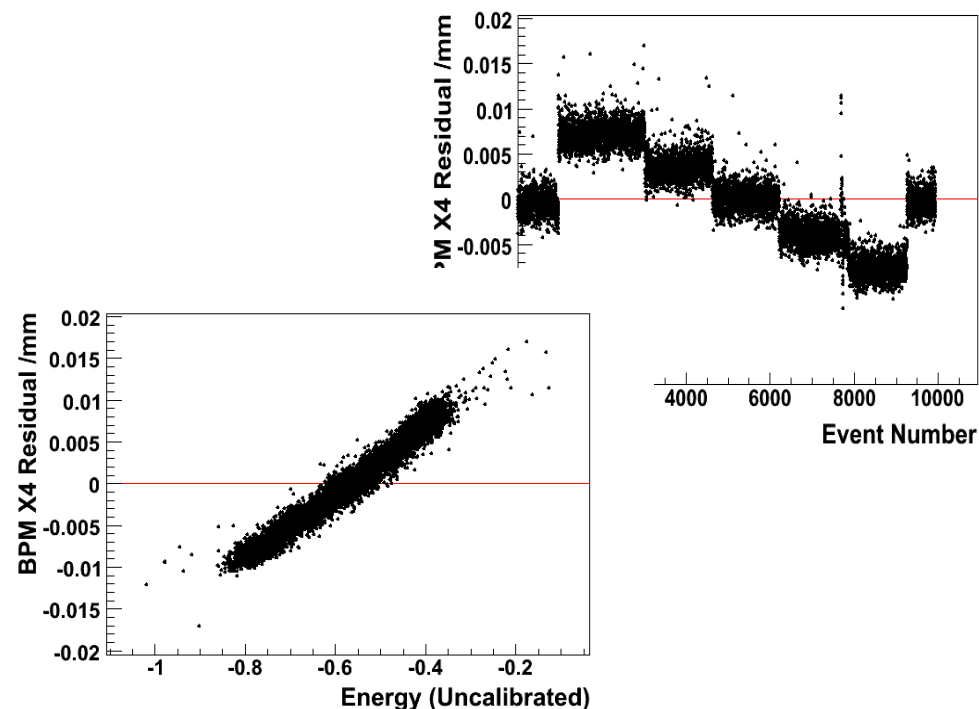
10D37 Magnets



ESA Update - Initial Spectrometer Results

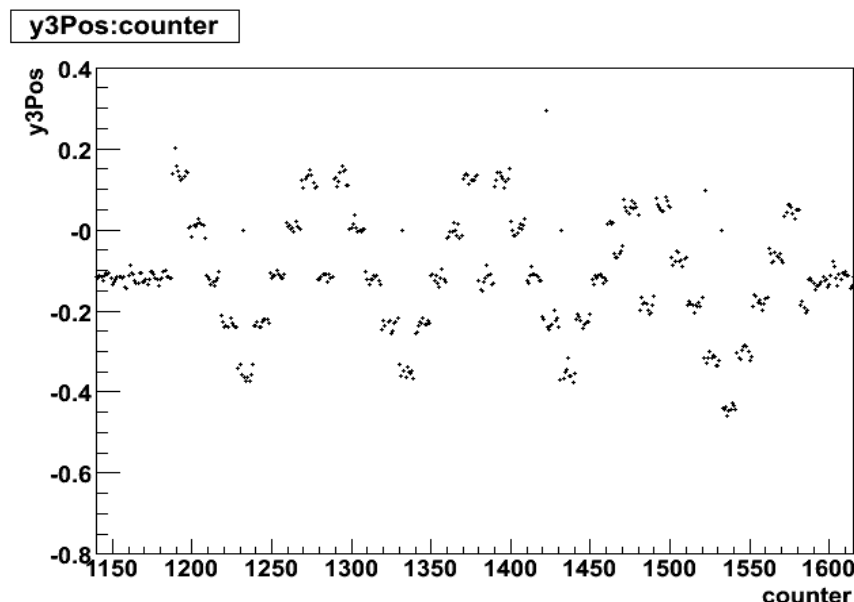
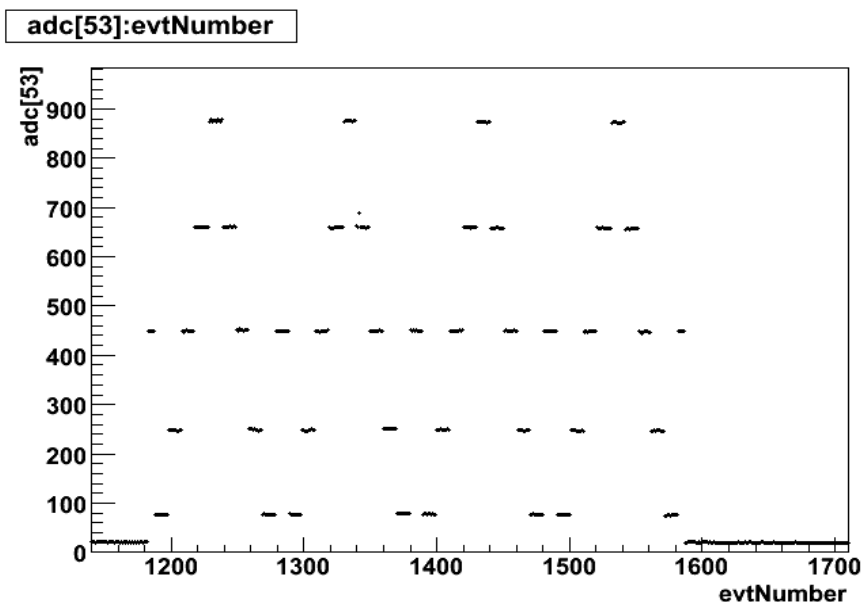


- A lot of spectrometer data was taken during April
- A **maximum dispersion of ~5mm** was recorded
- The mover for the mid-chicane BPM was used to **track the beam** and these moves could be accurately recorded using the Zygo
- Varying the energy at the nominal magnet setting produced clear steps that could be **correlated with the energy BPMs**




ESA Update - Improved Calibrations

- In order to improve the stability of the calibrations at ESA, a set of **helmholtz coils** were commissioned
- This had the following advantages over the correctors used previously:
 - **Fast** - The required field is reached within a machine cycle
 - **Dithering** - This speed allowed fast dithering to be used
 - **Averaging Slopes** - Slopes are averaged instead of Set Points
- Additionally, calibration schemes now **record their set points** in an ADC which allow steps to found automatically
- A set of **automatic calibration scripts** to speed up the calibration process have now been developed



Purpose Built Cavity

- New S-band cavity designed specifically for the Spectrometer by Alexey (2.88 GHz, $Q_{ext} \sim 2000$, $t = 250\text{ns}$, $s \sim 10\text{-}20\text{nm}$)
- Attempted to combine advantages of existing designs:
 - Monopole suppression
 - Decay time optimised for analysis
 - Tunable
 - Low X-Y coupling
- Testing of the Aluminium prototype has been successfully completed
- Final copper prototype now **complete and ready for installation at ESA**



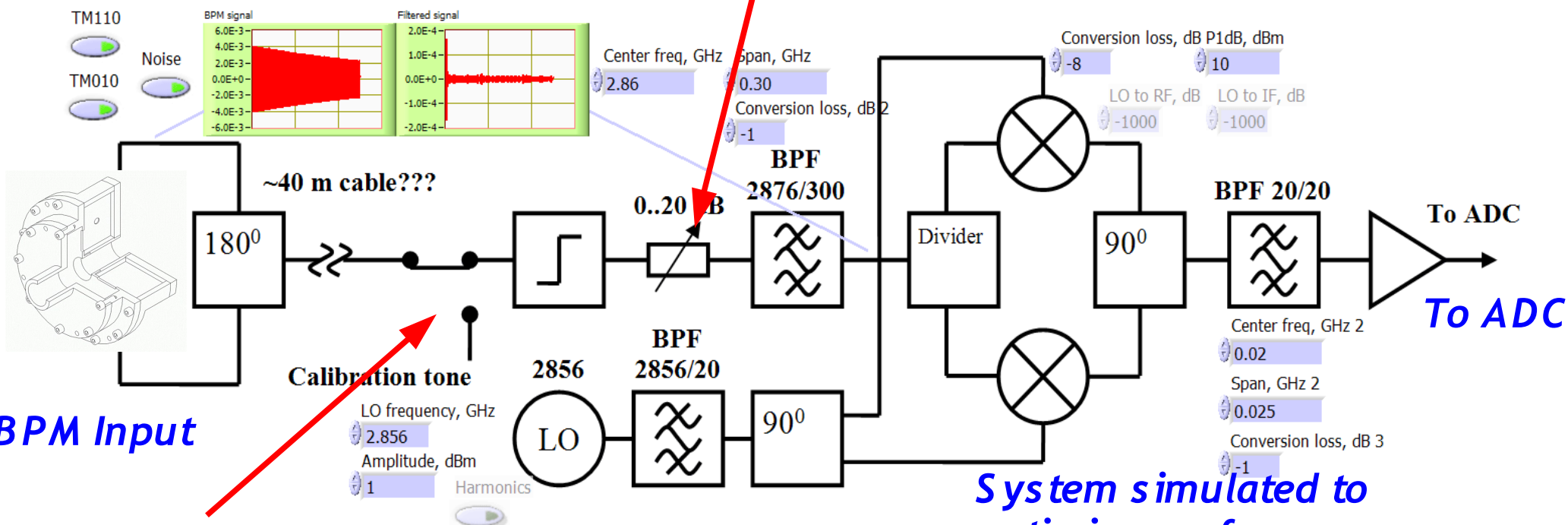
Reference



Dipole

Electronics

Variable Attenuation



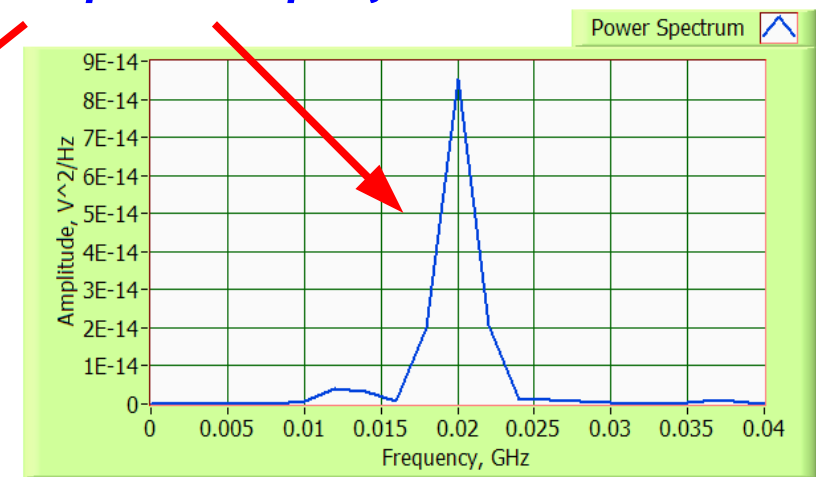
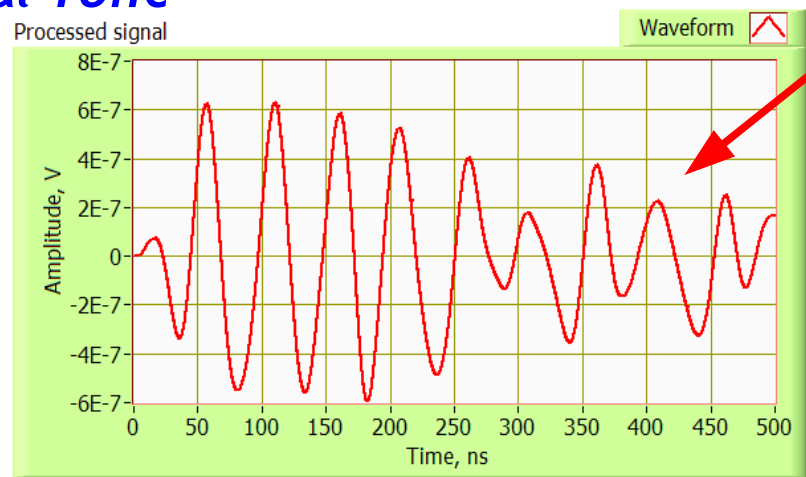
BPM Input

Switchable Cal Tone

System simulated to optimise performance


Simulation parameters
N of points: 50000
Smpl freq, GHz: 100

Beam parameters
Charge, nC: 1
Offset, mm: 2E-5



Electronics Testing

- *Electronic rack units completed and shipped to SLAC late February in time for the last run*
- *Installation and testing completed over the course of the two week run*
- *Data taken both in parallel with current electronics (two x channels) and 'standalone' (3 y and a q channel)*



- *Initial results indicate a similar resolution achieved by the current electronics, despite not being designed for use on these BPMs (no monopole suppression + diff. freq.)*
- *A lot of calibration data was also taken to check the stability of the electronics*
- *Finally, the automatic calibration routine for the electronics was commissioned successfully (cal tone switched on at 0.1Hz)*


Simulation Work

- The ultimate aim is to build an **entire simulation chain** from beam orbit to energy measurement
- This will include the following 'modules':
 - **Spectrometer Simulation** - including SR, backgrounds, etc.
 - **RF simulation** - To go from a hit location to a waveform at the ADC
 - **Processing** - Optimised versions of the processing algorithms used atm
 - **Calibration** - Optimised calibration routines
- The first pass of these software 'modules' are already up and running:

<http://cvs.hep.ucl.ac.uk/viewcvs/especSoft/?cvsroot=LC+Energy+Spectrometer>

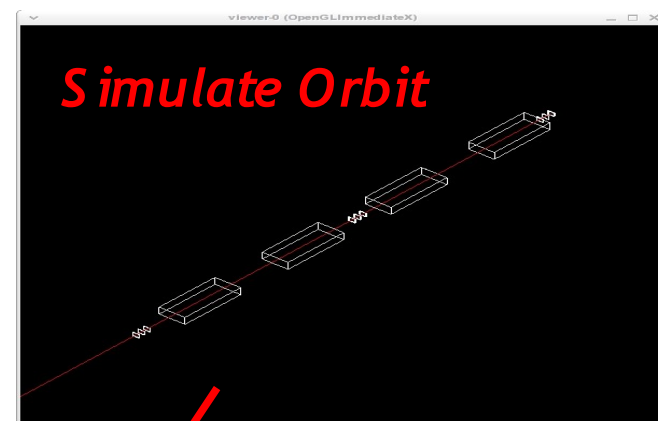
Spectrometer Simulation

- Based on **GEANT4/BDSIM**
- Will be used to study:
 - **Synchrotron Radiation**
 - **Halo, Charge backgrounds**
 - **Magnet design and position**

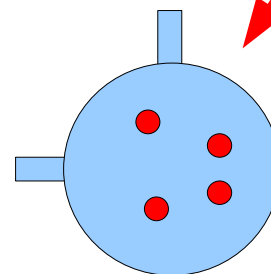


RF Simulation, Processing and Calibration

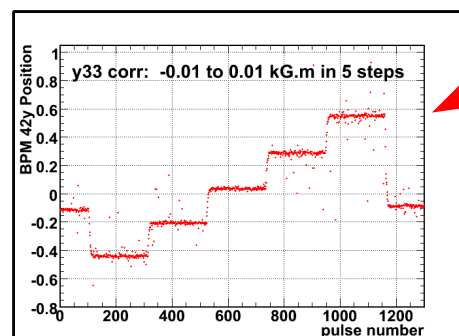
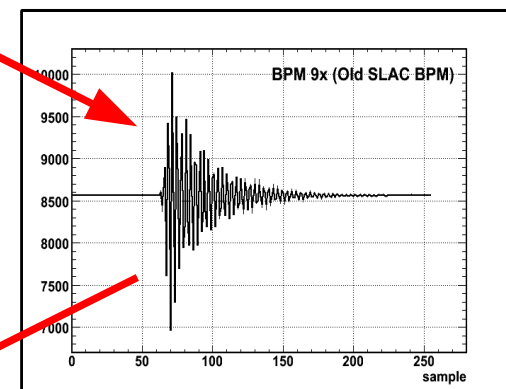
- Remaining components of the simulation chain are bundled together into **one library called 'libbpm'**
- This is a **library of C routines** usable in most applications (ROOT, LabView, etc.)
- The RF component currently includes:
 - **Mixers**
 - **Filters**
 - **Amplification (inc. non-linearity)**
 - **Digitisation**
- The principle method of processing is the **Digital Downconversion Algorithm**:
 - **Downconvert from the 25MHz IF to DC**
 - **Perform gaussian filtering**
- **Additional functions** have also been implemented to perform
 - **Waveform fitting**
 - **Fourier Transforms**
 - **Corrector Calibration**
 - **Mover Calibration**
 - **Resolution**



Generate hits



Generate waveforms



Process

The Future - Hardware

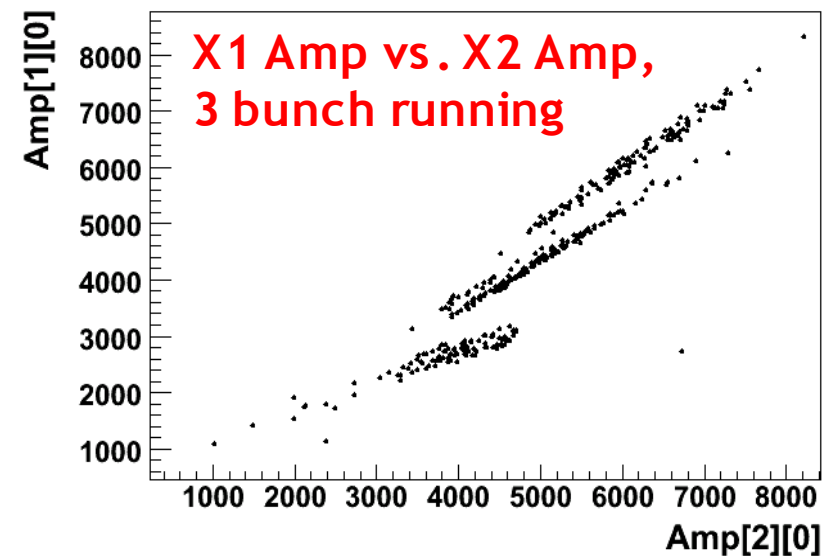
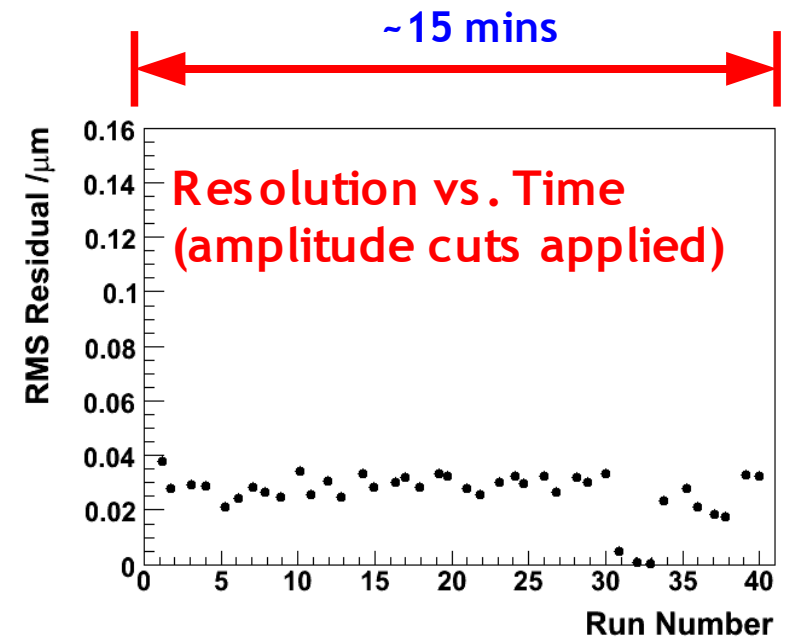
- *The electronics, including the calibration tones, have all been commissioned and are **ready for the new hardware***
- *Both reference and dipole BPMs are **ready for mounting** at the mid-chicane location in the ESA beamline*
- *A mover has also been ordered and should arrive in time for the next run at ESA*

The Future - Software

- *A new EPICS based control system is being developed for the new hardware to allow remote access to:
 - **BPM output**
 - **Attenuation control**
 - **Mover control**
 - **Temperature readback***
- *The libbpm code library will be central to this system*

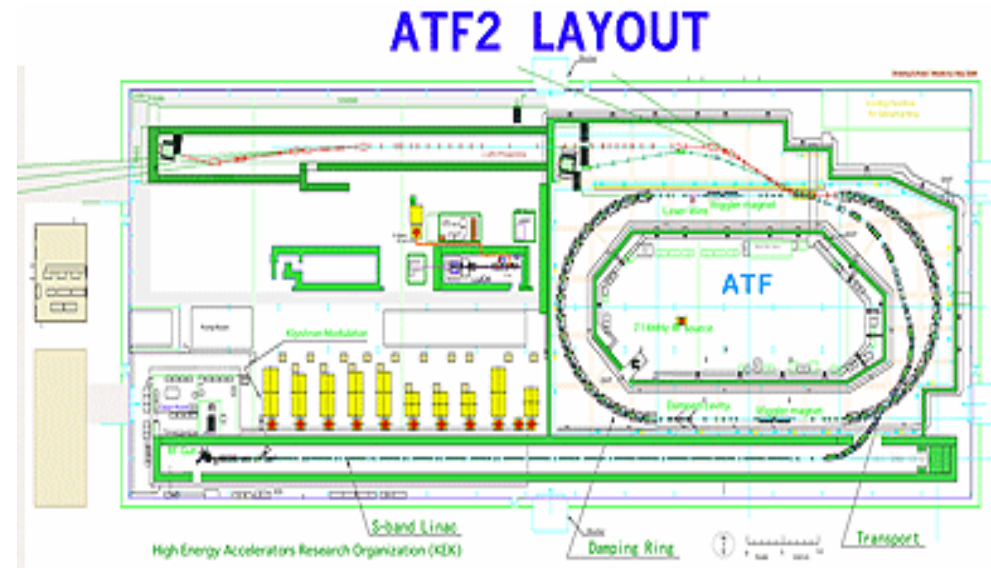
The Future - NanoBPM

- A large amount of data was taken during the last run in December
- Several analysis tasks are planned:
 - Resolution Stability
 - Calibration Stability
 - Gain variation of the electronics
 - Multibunch
- Preliminary results are becoming available...



The Future - ATF2

- We are now involved in the **BPM systems** to be used in ATF2
- The **BPMs** have already been designed and shown to work well already
- We are in the process of designing the **BPM control system**, again, based on **EPICS** and the **libbpm** library



The Future - ESA

- This July, we will hopefully install our own **mover system and BPM** at the mid-chicane location
- This will allow **more accurate orbit determination** through the chicane
- **Resolution and Stability** of both the spectrometer BPM and electronics as well as the chicane as a whole with then be possible

LCABD WP 4.2 - Conclusions

- *We have made a lot of progress in the last 6-12 months in all areas*
- *This is a (very!) brief overview of where we currently stand:*
 - *BPM Design and Fabrication - Full prototype ready*
 - *Electronics - Commissioned and ready for use*
 - *Control Systems - Two systems in development (ESA & ATF2)*
 - *Simulation - From spectrometer through to analysis*
 - *Consolidated Analysis code - A complete simulation and processing library is now available*
 - *NanoBPM - 15.6nm resolution, systematics and multibunch*
 - *ESA - Commissioned the chicane and seengood initial energy dependence*
- *We hope to continue this success for as long as possible!*